

FY 2024
General Fund Analysis and
Treasurer's Monthly Reports
August 21, 2023



For the Month Ending
July 31, 2023

Prepared by:
Karen Ervin
Treasurer/CFO

SECTION I

Five Year Forecast (May 31, 2023)

General Fund Variance Analysis: Cash, Revenue, & Expenditure



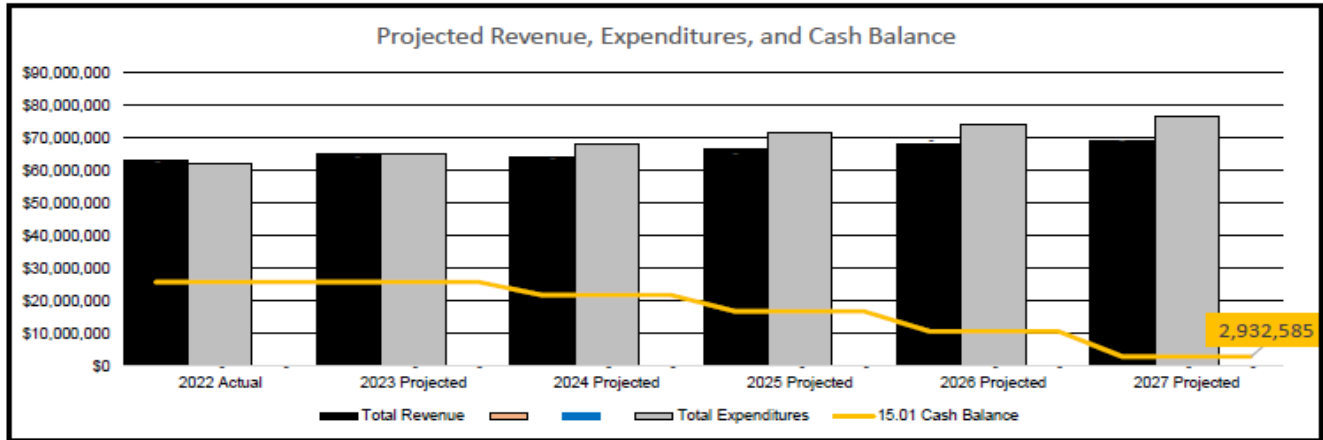
Five-Year Forecast (FY 2023 - FY 2027)

LEBANON CITY SCHOOL DISTRICT – WARREN COUNTY

May, 2023

Forecast Summary

Lebanon City School District



Note: Cash balance (Line 7.020) plus any existing levy modeled as renewed or new during the forecast.

Financial Forecast	Fiscal Year 2023	Fiscal Year 2024	Fiscal Year 2025	Fiscal Year 2026	Fiscal Year 2027
Beginning Balance (Line 7.010) Plus Renewal/New Levies Modeled	25,832,646	25,861,233	21,790,982	16,767,880	10,758,299
+ Revenue	65,170,006	64,245,165	66,581,520	68,367,113	68,998,536
+ Proposed Renew/Replacement Levies	-	-	-	-	-
+ Proposed New Levies	-	-	-	-	-
- Expenditures	(65,141,419)	(68,315,417)	(71,604,622)	(74,376,694)	(76,824,250)
= Revenue Surplus or Deficit	28,587	(4,070,251)	(5,023,102)	(6,009,581)	(7,825,714)
Line 7.020 Ending Balance with renewal/new levies	25,861,233	21,790,982	16,767,880	10,758,299	2,932,585

Analysis Without Renewal Levies Included:

Revenue Surplus or Deficit w/o Levies	28,587	(4,070,251)	(5,023,102)	(6,009,581)	(7,825,714)
Ending Balance w/o Levies	25,861,233	21,790,982	16,767,880	10,758,299	2,932,585

COMPARISON OF CASH BALANCES

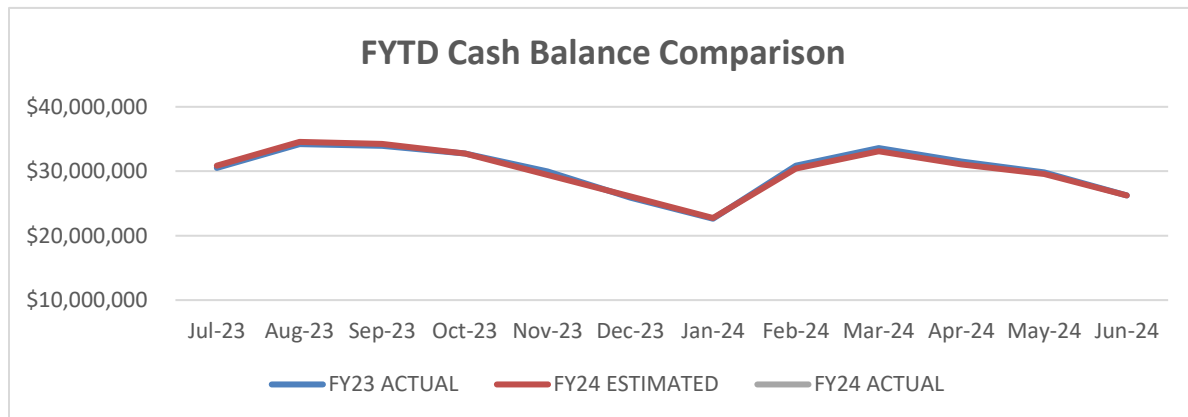
July 31, 2023

Actual Cash Balance		\$34,946,372
Estimated Cash Balance		\$30,888,887
Variance From Estimate	OVER	\$4,057,486
Percent Variance From Estimate	OVER	13.14%
Previous Year Cash Balance		\$30,515,836

Current Encumbrances	\$3,240,673
Current Unencumbered Cash Balance	\$31,705,699
Current Days of Operating Cash (based on Unencumbered Cash Balance)	177.65
Estimated Fiscal Year End Days of Operating Cash	147.10
Minimum General Fund Cash Balance Threshold per Fiscal Policy	36.50
Future Goal for General Fund Cash Balance per Fiscal Policy	120.00

DESCRIPTION: General Fund cash balance as projected on 5-year financial forecast. Actual cash balance to determine number of days of operating cash.

COMMENTS: Cash balance is higher than projected within the forecast due primarily to increased property tax collection during July.



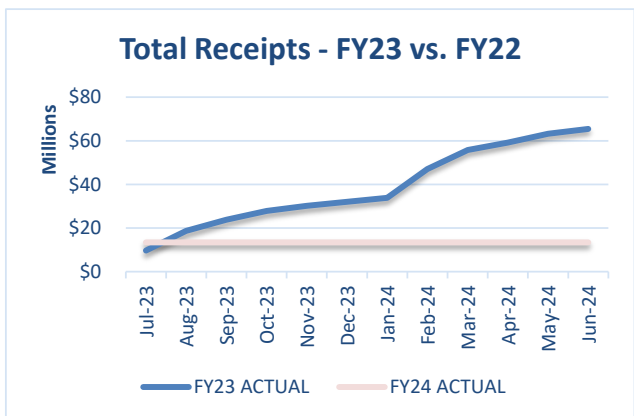
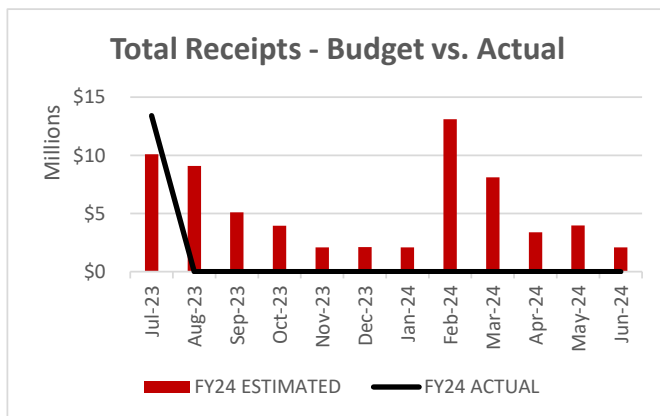
COMPARISON OF TOTAL RECEIPTS

July 31, 2023

		Monthly		Fiscal Year 2024 Year-to-Date
Actual Receipts		\$13,406,739		\$13,406,739
Estimated Receipts		\$10,096,900		\$10,096,900
Variance From Estimate	OVER	\$3,309,838	OVER	\$3,309,838
Variance From Estimate	OVER	32.78%	OVER	32.78%
Actual Prior Year		\$9,671,948		\$9,671,948
Total Fiscal Year 2024 Estimate				\$65,174,756
Percent Of Total Estimate Received				20.57%
Percent Of Budget Year Completed			1 month(s)	8.33%

DESCRIPTION: This category consists of all General Fund revenues contained within this report.

COMMENTS: Total receipts are higher than projected in the forecast, primarily related to increased collection of property tax revenue during July.



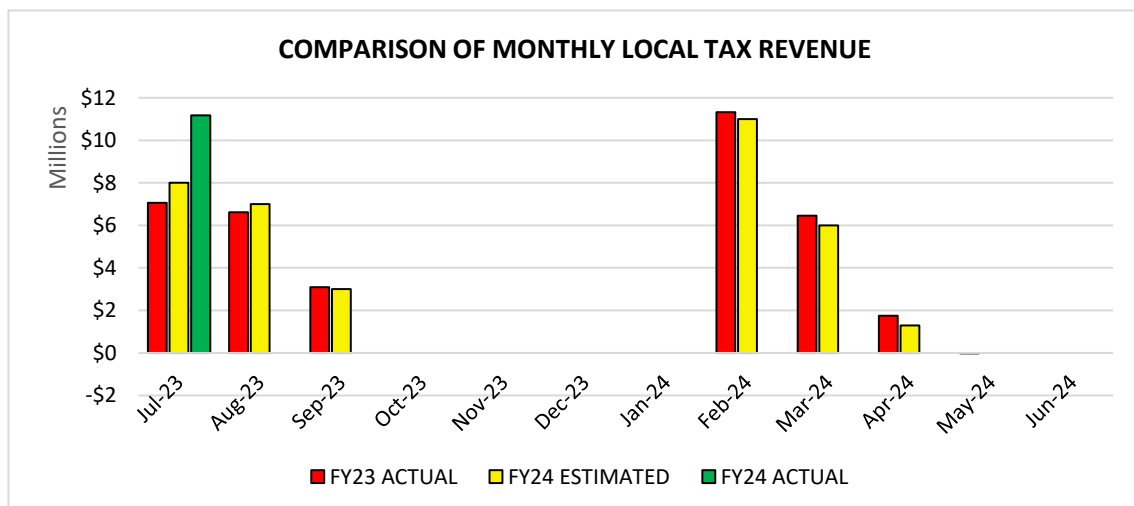
COMPARISON OF LOCAL TAXES

July 31, 2023

		Monthly			Fiscal Year 2024 Year-to-Date
Actual Tax Receipts		\$11,174,000			\$11,174,000
Estimated Tax Receipts		\$8,000,000			\$8,000,000
Variance From Estimate	OVER	\$3,174,000	OVER		\$3,174,000
Variance From Estimate	OVER	39.68%	OVER		39.68%
Actual Prior Year		\$7,060,000			\$7,060,000
Total Fiscal Year 2024 Estimate					\$36,295,770
Percent Of Total Estimate Received					30.79%
Percent Of Budget Year Completed			1 month(s)		8.33%

DESCRIPTION: This category consists of real and personal property taxes. Real property taxes are received in September and April with advances being available the two months prior to settlement. Personal Property taxes are received in October and June.

COMMENTS: Total receipts FYTD are higher than expected as compared to what we received during July of last year. Collection can be volatile, dependent upon when people pay. We will continue to monitor this revenue source of the next two months to see if this pattern evens out.



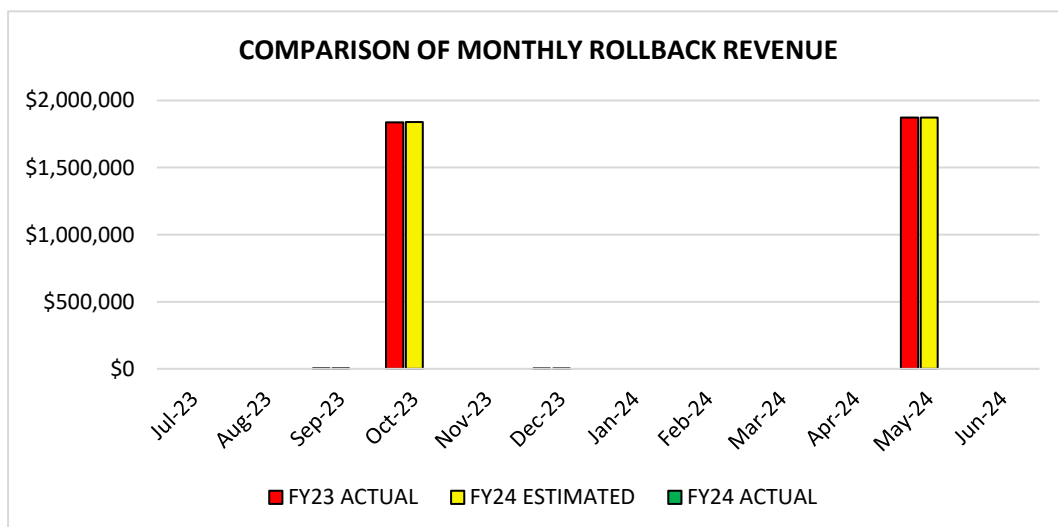
COMPARISON OF STATE ROLLBACK

July 31, 2023

	Monthly		Fiscal Year 2024 Year-to-Date	
Actual State Receipts		\$0		\$0
Estimated State Receipts		\$0		\$0
Variance From Estimate	OVER	\$0	OVER	\$0
Variance From Estimate	OVER	#DIV/0!	OVER	#DIV/0!
Actual Prior Year		\$0		\$0
Total Fiscal Year 2024 Estimate				\$3,716,182
Percent Of Total Estimate Received				0.00%
Percent Of Budget Year Completed		1 month(s)		8.33%

DESCRIPTION: This category consists of homestead/rollback and \$10,000 exemptions received once for the \$10,000 exemption. Rollback is paid by the State of Ohio around November and May.

COMMENTS: Total receipts are trending in line with the forecast.

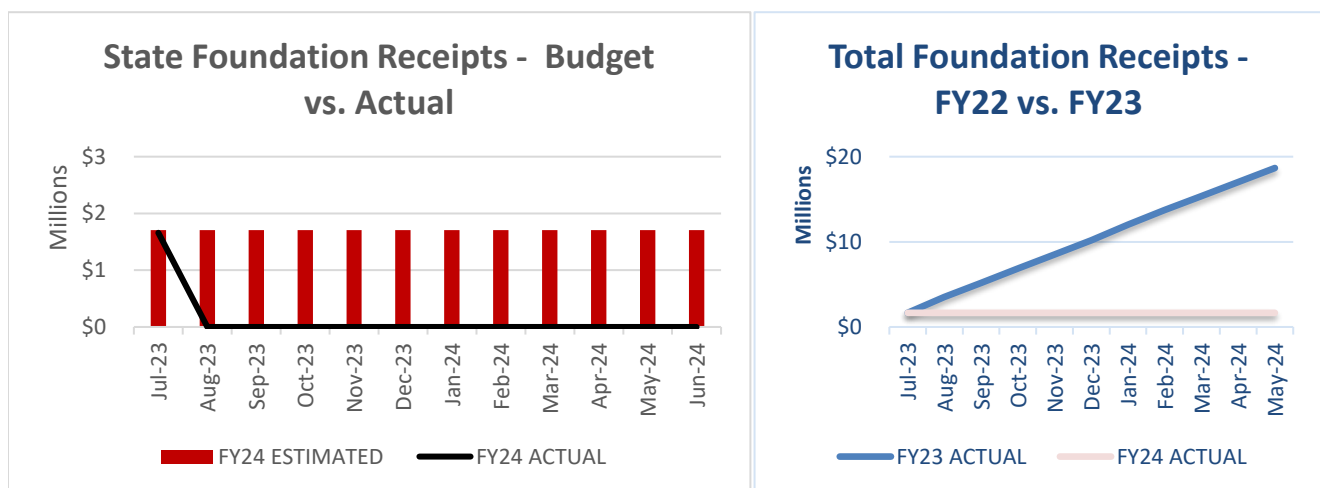


COMPARISON OF STATE FOUNDATION July 31, 2023

		Monthly		Fiscal Year 2024 Year-to-Date
Actual State Receipts		\$1,659,261		\$1,659,261
Estimated State Receipts		\$1,707,834		\$1,707,834
Variance From Estimate	UNDER	(\$48,573)	UNDER	(\$48,573)
Variance From Estimate	UNDER	-2.84%	UNDER	-2.84%
Actual Prior Year		\$1,659,655		\$1,659,655
Total Fiscal Year 2024 Estimate				\$20,494,007
Percent Of Total Estimate Received				8.10%
Percent Of Budget Year Completed		1 month(s)		8.33%

DESCRIPTION: This category consists of unrestricted and restricted state aid.

COMMENTS: Total receipts are trending in line with the forecast.



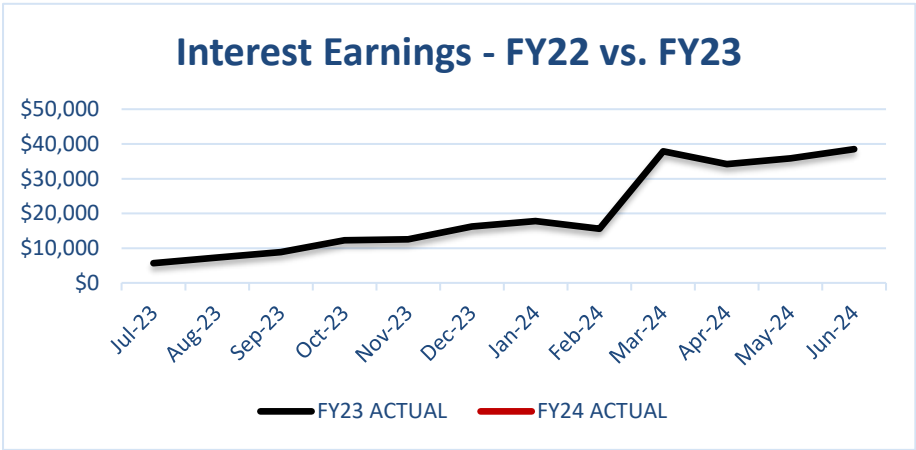
COMPARISON OF INTEREST EARNINGS

July 31, 2023

		Monthly		Fiscal Year 2024 Year-to-Date
Actual Interest Receipts		\$37,314		\$37,314
Estimated Interest Receipts		\$17,500		\$17,500
Variance From Estimate	OVER	\$19,814	OVER	\$19,814
Variance From Estimate	OVER	113.22%	OVER	113.22%
Actual Prior Year		\$5,671		\$5,671
Total Fiscal Year 2024 Estimate				\$210,000
Percent Of Total Estimate Received				17.77%
Percent Of Budget Year Completed			1 month(s)	8.33%

DESCRIPTION: This category consists of investment income. Currently, all interest is posted in the current month of receiving it.

COMMENTS: Total receipts are trending more than the forecast, but the amount of the variance is minimal compared to total receipts. We expect interest earnings to be highly improved this year, so we will need to adjust the forecast in November accordingly.



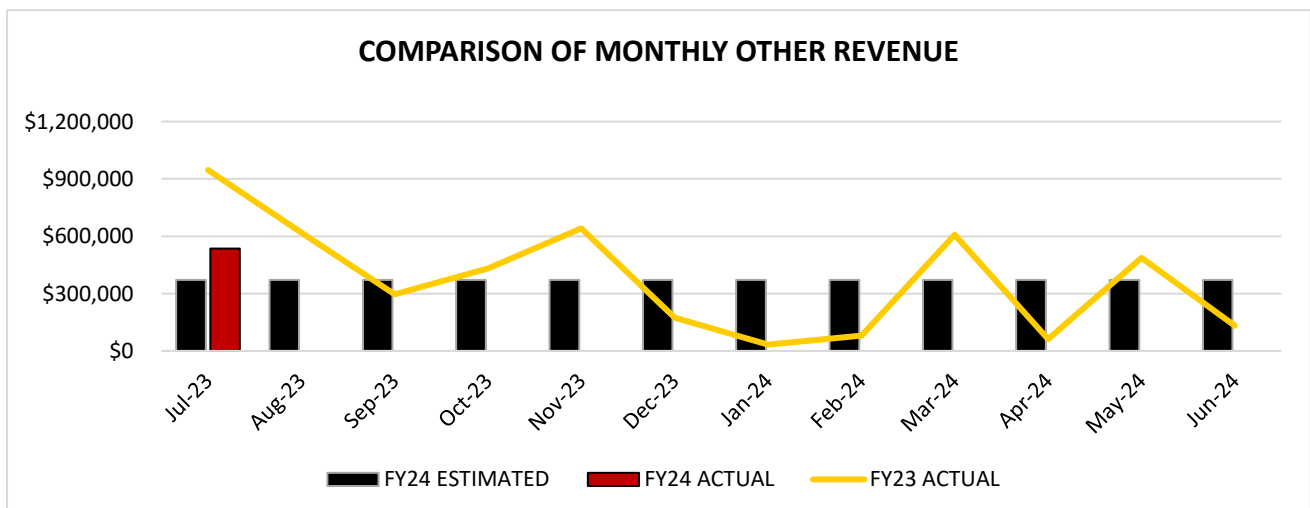
COMPARISON OF OTHER REVENUES

July 31, 2023

		Monthly		Fiscal Year 2024 Year-to-Date
Actual Other Receipts		\$536,163		\$536,163
Estimated Other Receipts		\$371,566		\$371,566
Variance From Estimate	OVER	\$164,597	OVER	\$164,597
Variance From Estimate	OVER	44.30%	OVER	44.30%
Actual Prior Year		\$946,622		\$946,622
Total Fiscal Year 2024 Estimate				\$4,458,797
Percent Of Total Estimate Received				12.02%
Percent Of Budget Year Completed		1 month(s)		8.33%

DESCRIPTION: This category consists of advances-in, transfers-in, notes received, other state sources, tuition, rent, sale of assets, and other miscellaneous revenues.

COMMENTS: Total receipts are trending higher than projected in the forecast. This is primarily due to a one-time repayment of advances from the end of last fiscal year.



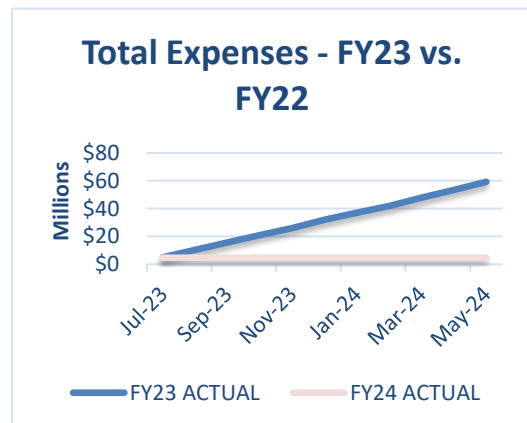
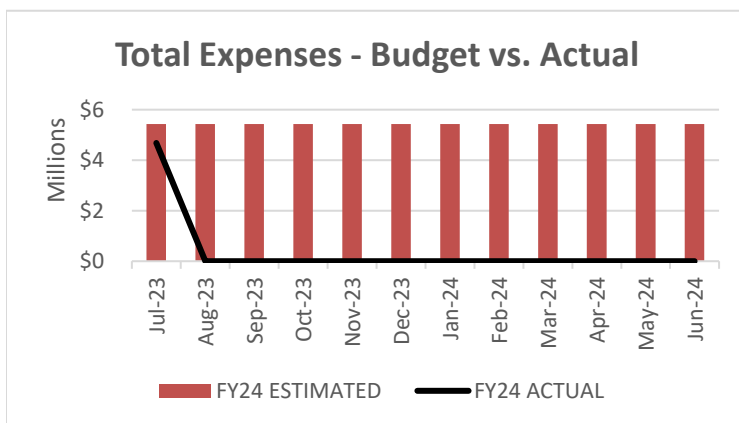
COMPARISON OF TOTAL EXPENDITURES

July 31, 2023

		Monthly		Fiscal Year 2024 Year-to-Date
Actual Expenditures		\$4,680,804		\$4,680,804
Estimated Expenditures		\$5,428,452		\$5,428,452
Variance From Estimate	UNDER	(\$747,648)	UNDER	(\$747,648)
Variance From Estimate	UNDER	-13.77%	UNDER	-13.77%
Actual Prior Year		\$4,988,758		\$4,988,758
Total Fiscal Year 2024 Estimate				\$65,141,419
Percent Of Total Estimate Spent				7.19%
Percent Of Budget Year Completed		1 month(s)		8.33%

DESCRIPTION: This category consists of all expenditures contained within this report.

COMMENTS: FYTD expenditures are trending in line with the forecast.



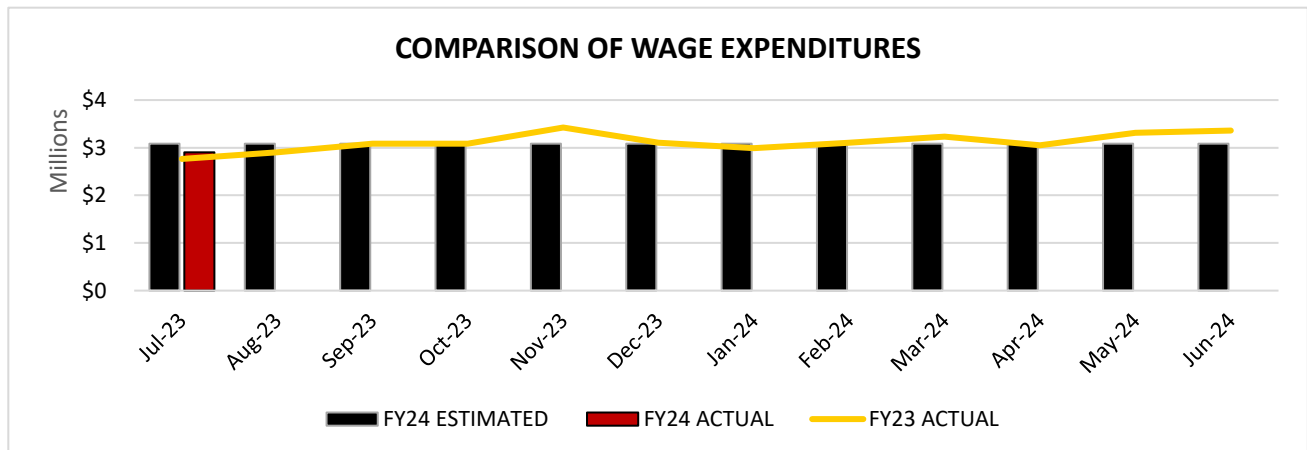
COMPARISON OF WAGE EXPENDITURES

July 31, 2023

	Monthly		Fiscal Year 2024 Year-to-Date	
Actual Wage Expenditures		\$2,903,673		\$2,903,673
Estimated Wage Expenditures		\$3,085,827		\$3,085,827
Variance From Estimate	UNDER	(\$182,154)	UNDER	(\$182,154)
Variance From Estimate	UNDER	-5.90%	UNDER	-5.90%
Actual Prior Year		\$2,764,539		\$2,764,539
Total Fiscal Year 2024 Estimate				\$37,029,929
Percent Of Total Estimate Spent				7.84%
Percent Of Budget Year Completed		1 month(s)		8.33%
Percent of Wage Expenditures to Revenues				21.66%
Percent of Wage Expenditures to Total Expenditures				62.03%
Total Percent of Wages & Fringes to Expenditures				91.00%

DESCRIPTION: This category consists of regular wages, substitute wages, and supplementals, etc.

COMMENTS: FYTD expenditures are trending lower than the forecast. We anticipate that this will catch up as supplementals, stipends, etc. are paid throughout the year, but we will continue to monitor.



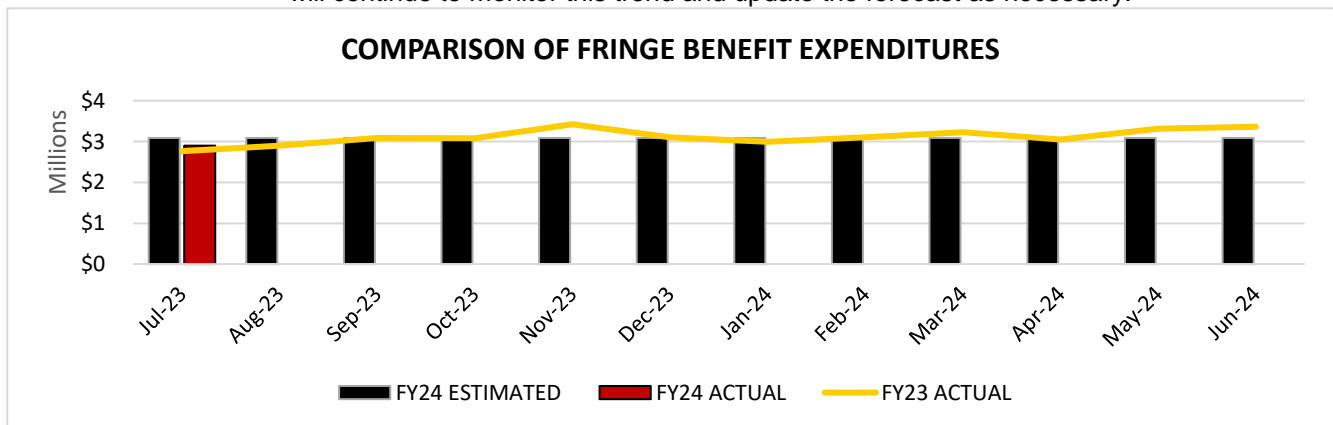
COMPARISON OF FRINGE BENEFIT EXPENDITURES

July 31, 2023

		Monthly		Fiscal Year 2024 Year-to-Date
Actual Fringe Benefit Expenditures		\$1,355,710		\$1,355,710
Estimated Fringe Benefit Expenditures		\$1,272,779		\$1,272,779
Variance From Estimate	OVER	\$82,931	OVER	\$82,931
Variance From Estimate	OVER	6.52%	OVER	6.52%
Actual Prior Year		\$1,892,806		\$1,892,806
Total Fiscal Year 2024 Estimate				\$15,273,345
Percent Of Total Estimate Spent				8.88%
Percent Of Budget Year Completed		1 month(s)		8.33%
Percent of Fringe Benefits to Revenues				10.11%
Total Percent of Wages & Fringes to Revenues				31.77%
Percent of Fringe Benefits to Total Expenditures				28.96%
Total Percent of Wages & Fringes to Expenditures				91.00%

DESCRIPTION: This category consists of employee insurance programs, retirement, Medicare, etc.

COMMENTS: FYTD expenditures are trending higher than the forecast. We typically see changes occurring with insurance at the start of the new year as we hire new staff members, so we will continue to monitor this trend and update the forecast as necessary.



COMPARISON OF PURCHASED SERVICE EXPENDITURES

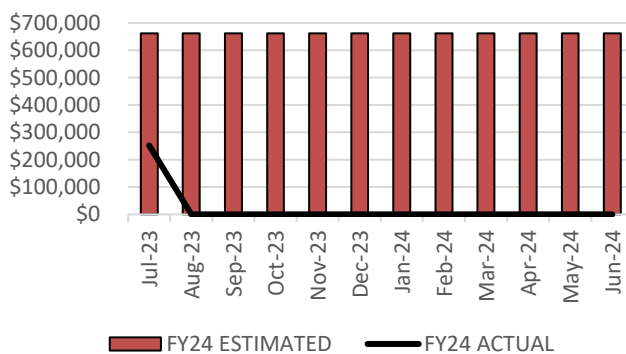
July 31, 2023

		<u>Monthly</u>		<u>Fiscal Year 2024 Year-to-Date</u>
Actual Service Expenditures		\$252,021		\$252,021
Estimated Service Expenditures		\$662,183		\$662,183
Variance From Estimate	UNDER	(\$410,162)	UNDER	(\$410,162)
Variance From Estimate	UNDER	-61.94%	UNDER	-61.94%
Actual Prior Year		\$91,815		\$91,815
Total Fiscal Year 2024 Estimate				\$7,946,190
Percent Of Total Estimate Spent				3.17%
Percent Of Budget Year Completed		1 month(s)		8.33%

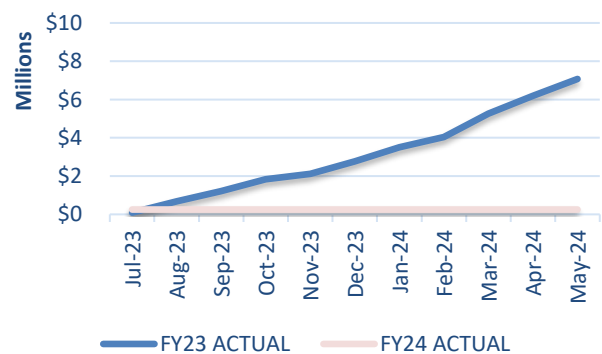
DESCRIPTION: This category consists of contract services, utilities, lease purchase costs, repairs, etc.

COMMENTS: FYTD expenditures are trending lower than the forecast. Invoices for purchased services typically occur during specific times of the year, but are generally unpredictable. We will continue to monitor to better understand if changes are necessary for the forecast.

**Total Purchased Services - Budget
vs. Actual**



**Total Purchased Services - FY22
vs. FY23**



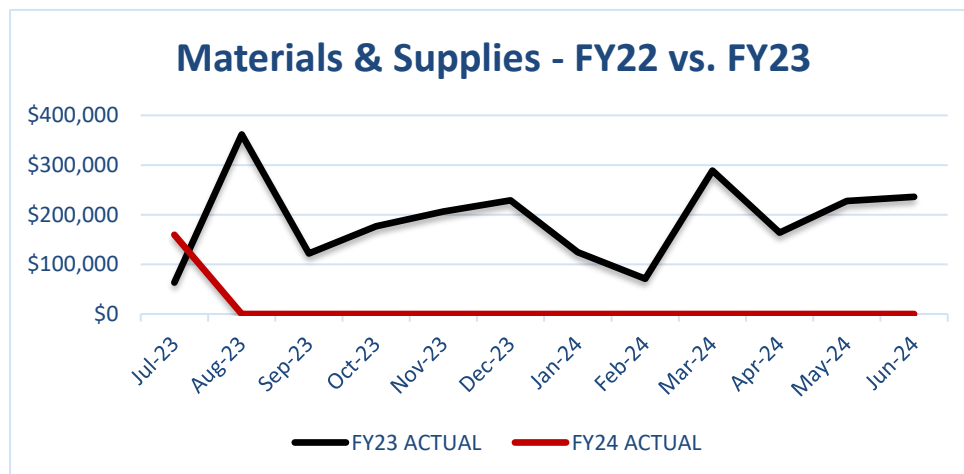
COMPARISON OF SUPPLIES & MATERIAL EXPENDITURES

July 31, 2023

		Monthly		Fiscal Year 2024 Year-to-Date
Actual Material Expenditures		\$159,525		\$159,525
Estimated Material Expenditures		\$194,369		\$194,369
Variance From Estimate	UNDER	(\$34,844)	UNDER	(\$34,844)
Variance From Estimate	UNDER	-17.93%	UNDER	-17.93%
Actual Prior Year		\$63,375		\$63,375
Total Fiscal Year 2024 Estimate				\$2,332,425
Percent Of Total Estimate Spent				6.84%
Percent Of Budget Year Completed			1 month(s)	8.33%

DESCRIPTION: This category consists of office supplies and instructional supplies.

COMMENTS: FYTD expenditures are trending less than the forecast but by an insignificant dollar amount. As the school year begins in August, we anticipate this percentage will change.



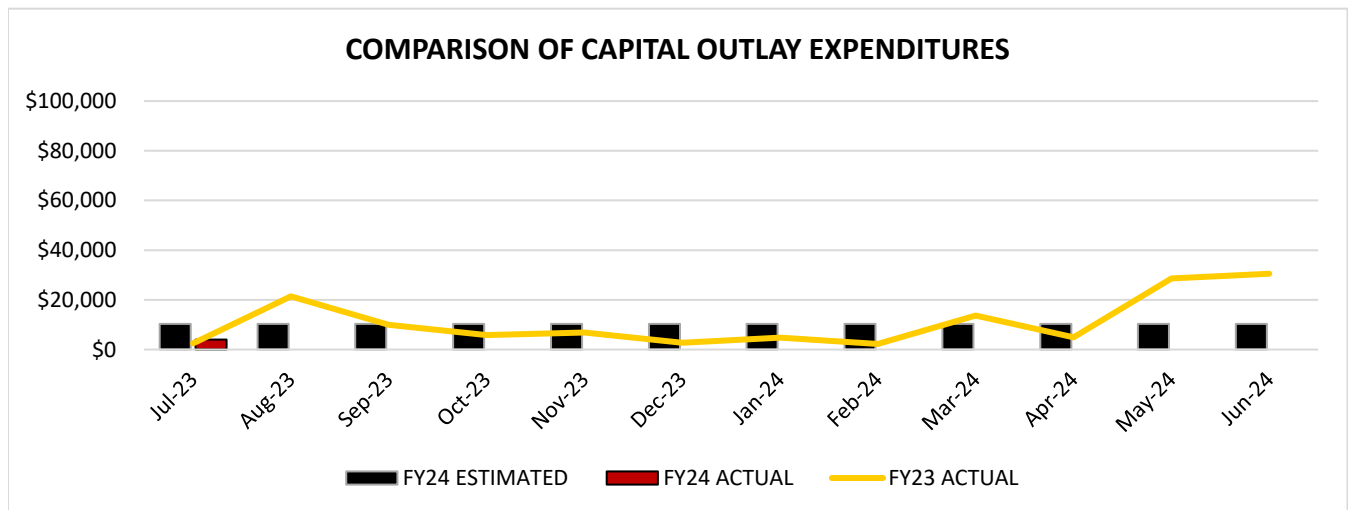
COMPARISON OF EQUIPMENT & CAPITAL EXPENDITURES

July 31, 2023

		Monthly		Fiscal Year 2024 Year-to-Date
Actual Equipment Expenditures		\$4,030		\$4,030
Estimated Equipment Expenditures		\$10,302		\$10,302
Variance From Estimate	UNDER	(\$6,272)	UNDER	(\$6,272)
Variance From Estimate	UNDER	-60.88%	UNDER	-60.88%
Actual Prior Year		\$2,519		\$2,519
Total Fiscal Year 2024 Estimate				\$123,623
Percent Of Total Estimate Spent				3.26%
Percent Of Budget Year Completed		1 month(s)		8.33%

DESCRIPTION: This category consists of new and replacement equipment, and capital outlay.

COMMENTS: FYTD expenditures are trending less than anticipated. Capital expenditures typically occur in specific months based on need, and they are difficult to predict. However, the total dollar variance is insignificant compared to all other expenditures.



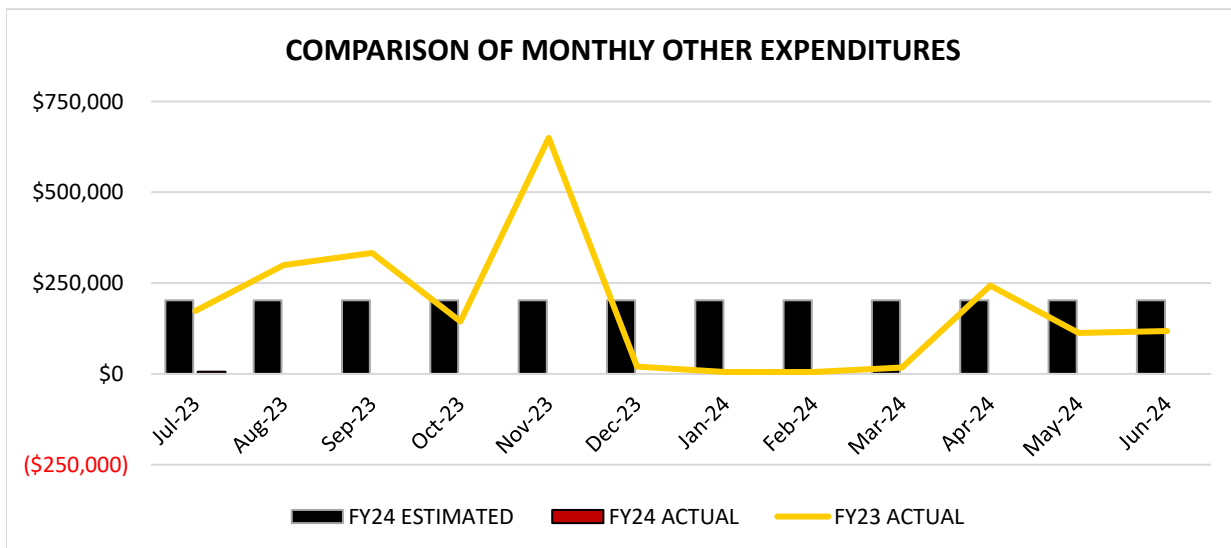
COMPARISON OF ALL OTHER EXPENDITURES

July 31, 2023

		Monthly		Fiscal Year 2024 Year-to-Date
Actual Other Expenditures		\$5,845		\$5,845
Estimated Other Expenditures		\$202,992		\$202,992
Variance From Estimate	UNDER	(\$197,147)	UNDER	(\$197,147)
Variance From Estimate	UNDER	-97.12%	UNDER	-97.12%
Actual Prior Year		\$173,705		\$173,705
Total Fiscal Year 2024 Estimate				\$2,435,907
Percent Of Total Estimate Spent				0.24%
Percent Of Budget Year Completed		1 month(s)		8.33%

DESCRIPTION: This category consists of advances, transfers, contingencies, auditor/treasurer fees, county board deductions, etc.

COMMENTS: FYTD expenditures are less than anticipated. This is primarily related to advances.



SECTION II

Fiscal Policy



LEBANON CITY SCHOOL DISTRICT

Fiscal Policy



1. Structurally Balanced Budget

The annual Operating Budget will be structurally balanced throughout the budget process. Recurring revenues will equal or exceed recurring expenditures in both the proposed and adopted Operating Budgets. If a structural imbalance occurs, a plan will be developed by the Superintendent and Treasurer to bring the budget back into structural balance.

2. Report on How the Budget Is Balanced

The District Superintendent and Treasurer shall report to the Board on how the budget is balanced with a concise narrative, and if the budget is not in balance, the Superintendent and Treasurer will clearly delineate why and present a plan of options for corrective action within 90 days of the initial report.

3. General Fund Balance

The District shall maintain a General Fund Balance as follows:

- An unencumbered operating reserve equivalent to 10% (36.5 days of operating cash) or more of the General Fund's annual expenditure budget at fiscal year-end.
- The District will also only expend up to 100% of the District's annual available resources minus the prior year's reserve without board approval until an unencumbered operating reserve of 20% is met.

4. Use of One-Time Resources

Once the General Fund budget is brought into structural balance, one-time resources such as proceeds from asset sales, debt refinancing, one-time grants, revenue windfalls, budget savings, and similar non-recurring revenues shall not be used for current or new operating expenses. Appropriate uses of one-time resources include establishing and rebuilding emergency and operating reserves, early retirement of debt, capital expenditures and other non-recurring expenditures.

5. Accounting and Financial Reporting

The District will conform to generally accepted accounting principles as promulgated by Government Account Standards Board (GASB) and the Government Finance Officers Association (GFOA). Reporting will include the following:

- Interim Financial Reports: The Treasurer will prepare monthly financial reports for the Board of Education that analyze and evaluate the District's financial performance based upon the District's spending plan which is a month by month breakdown of anticipated revenues and expenditures for the entire fiscal year.
- Red Flag Exceptions: The Treasurer shall advise the Board of Education of significant negative or positive financial information as soon as he or she becomes aware of it and assesses the impact of the financial information on the District's financial situation.

6. Grants

District Staff will identify, apply for and effectively administer federal, state, local and other grants, which address the District's priorities and policy objectives and provide a positive cost benefit to the District, as determined by the Superintendent or his/her designee.

7. Financial Planning

The District shall develop a long-range financial plan that forecasts General Fund expenditures and revenues, which will include three years of history and five years of projections. The long-range financial plan will be updated and filed with the State of Ohio before every May 31st and October 31st. As part of the budget process, the Treasurer will advise the Board of potential long-range positive and negative trends along with an executive summary of those trends. The long-range financial plan should include an analysis of such factors as:

- State Revenue and Expenditure Impacts
- Legislative Issues Passed and Pending
- Real Estate Development - Commercial and Residential
- Demographic Changes Effecting Student Population
- And Other Indicators Affecting Funding and Expenditures

8. General Obligation Debt Limits

In keeping with the policy of fiscal responsibility, the District will stay within the General Assemblies debt limitations of nine percent of its tax valuation, except where allowed by law.

9. Policy Annual Review

Each fiscal year, the District's Community Audit Advisory Committee (CAAC) will review/revise this policy and make recommendations to the Board of Education for adoption.

SECTION III

Cash Summary Report (all funds)
Disbursement Summary Report
Lebanon CSD Bank Reconciliation Report
Lebanon CSD Payroll Reconciliation Report
Lebanon CSD Investment Report
Lebanon CSD Interest Earnings Report



LEBANON CITY SCHOOL DISTRICT

Cash Summary Report

FUND-SCC	Description	Initial Cash	MTD Received	FYTD Received	MTD Expended	FYTD Expended	Fund Balance	Encumbrance	Unencumbered Balance
001-0000	General Fund	\$ 26,220,438.33	\$ 13,406,738.58	\$ 13,406,738.58	\$ 4,680,804.46	\$ 4,680,804.46	\$ 34,946,372.45	\$ 3,240,672.96	\$ 31,705,699.49
002-0000	Bond Retirement Fund	9,421,830.08	619.24	619.24	0.00	0.00	9,422,449.32	2,093,475.00	7,328,974.32
003-9008	Lebanon Athletic Facilities Improvements	2,594,312.96	3,535.56	3,535.56	0.00	0.00	2,597,848.52	10,970.00	2,586,878.52
003-9099	Capital Projects Fund	3,743,172.58	2,415.53	2,415.53	51,969.17	51,969.17	3,693,618.94	2,666,069.60	1,027,549.34
004-9000	Building Fund	45,248.18	61.66	61.66	0.00	0.00	45,309.84	0.00	45,309.84
004-9001	Energy Conservation Fund	9,994.32	0.00	0.00	0.00	0.00	9,994.32	0.00	9,994.32
004-9002	2013 Building Fund LFI	324,393.01	0.00	0.00	0.00	0.00	324,393.01	34,572.16	289,820.85
004-9003	Building Fund/LFI Interest	(5,197.71)	0.00	0.00	0.00	0.00	(5,197.71)	40,956.31	(46,154.02)
006-0000	Cafeteria Fund	881,710.19	3,763.83	3,763.83	67,530.74	67,530.74	817,943.28	138,550.00	679,393.28
007-9003	Lebanon CSD Administration Scholarship Fund	1,389.82	44.15	44.15	0.00	0.00	1,433.97	0.00	1,433.97
007-9006	Dennis Barr Jeffery Memorial Scholarship Fund	306.62	9.74	9.74	0.00	0.00	316.36	0.00	316.36
007-9007	Audrey Aileen Kite Scholarship Fund	135,608.39	0.00	0.00	0.00	0.00	135,608.39	0.00	135,608.39
007-9009	Jarod Bennett Memorial Fund	576.01	18.03	18.03	0.00	0.00	594.04	0.00	594.04
007-9013	Donald L. Palmer Scholarship Fund	8,446.54	268.35	268.35	0.00	0.00	8,714.89	0.00	8,714.89
007-9017	Diversity and Achievement Scholarship	527.17	16.75	16.75	0.00	0.00	543.92	0.00	543.92
007-9019	Gloria Taylor Memorial Scholarship	12,346.28	392.24	392.24	0.00	0.00	12,738.52	0.00	12,738.52
007-9020	Misc. Scholarships	1,000.00	0.00	0.00	0.00	0.00	1,000.00	0.00	1,000.00
007-9100	Molly McCool Memorial Scholarship Fund	229.52	7.30	7.30	0.00	0.00	236.82	0.00	236.82
007-9101	Rosalee Satchell/Domino's Pizza Scholar. Fund	7,485.46	0.00	0.00	0.00	0.00	7,485.46	0.00	7,485.46
008-0000	Louisa Jurey Wright Scholarship Fund	15,278.74	68.84	68.84	0.00	0.00	15,347.58	0.00	15,347.58
008-9001	Michael Rourke Scholarship Fund	3,494.97	15.75	15.75	0.00	0.00	3,510.72	0.00	3,510.72
008-9002	Friends of Academics Scholarship Fund	100,900.71	454.62	454.62	0.00	0.00	101,355.33	0.00	101,355.33
008-9004	Ron LeFeber Memorial Scholarship Fund	6,663.65	30.02	30.02	0.00	0.00	6,693.67	0.00	6,693.67
009-9004	LJHS USS Fund	5,313.08	114.00	114.00	0.00	0.00	5,427.08	15,877.79	(10,450.71)
009-9005	LHS USS Fund	208,691.20	14,080.30	14,080.30	16,032.18	16,032.18	206,739.32	75,795.22	130,944.10
009-9006	Bowman USS Fund	130.64	119.00	119.00	2,756.74	2,756.74	(2,507.10)	32,735.09	(35,242.19)
009-9007	Berry USS Fund	2,225.37	145.50	145.50	0.00	0.00	2,370.87	23,378.90	(21,008.03)
009-9008	Donovan USS Fund	12,058.28	206.00	206.00	0.00	0.00	12,264.28	12,158.23	106.05
009-9009	Art USS Fund	0.00	69.75	69.75	7,423.20	7,423.20	(7,353.45)	0.00	(7,353.45)
009-9010	Math Grades 6-8 USS	0.00	94.50	94.50	94,922.40	94,922.40	(94,827.90)	0.00	(94,827.90)
009-9011	Virtual Learning Supplies	7,393.10	0.00	0.00	0.00	0.00	7,393.10	0.00	7,393.10

LEBANON CITY SCHOOL DISTRICT

Cash Summary Report

FUND-SCC	Description	Initial Cash	MTD Received	FYTD Received	MTD Expended	FYTD Expended	Fund Balance	Encumbrance	Unencumbered Balance
010-9000	Classroom Facilities Project State Share	\$ (421,796.98)	\$ 0.00	\$ 0.00	\$ 0.00	\$ 0.00	\$ (421,796.98)	\$ 334,036.37	\$ (755,833.35)
010-9001	Classroom Facilities Project Local Share	(57,509.28)	0.00	0.00	0.00	0.00	(57,509.28)	184,938.93	(242,448.21)
010-9900	Classroom Facilities State Share/Interest	332,522.22	0.00	0.00	0.00	0.00	332,522.22	0.00	332,522.22
010-9901	Classroom Facilities Local Share/Interest	984,212.46	117,309.68	117,309.68	0.00	0.00	1,101,522.14	0.00	1,101,522.14
018-9000	LJHS Neediest Kids of All	514.94	0.00	0.00	0.00	0.00	514.94	0.00	514.94
018-9001	Bowman Neediest Kids of All	7.93	0.00	0.00	0.00	0.00	7.93	0.00	7.93
018-9002	LJHS Morning Market	6,473.03	0.00	0.00	0.00	0.00	6,473.03	0.00	6,473.03
018-9003	Donovan Neediest Kids of All	831.68	0.00	0.00	0.00	0.00	831.68	0.00	831.68
018-9005	Berry Neediest Kids of All	15.27	0.00	0.00	0.00	0.00	15.27	0.00	15.27
018-9007	LJHS Teachers' Lounge	1,261.67	0.00	0.00	0.00	0.00	1,261.67	0.00	1,261.67
018-9010	Transportation Dept's Lounge	279.39	0.00	0.00	0.00	0.00	279.39	0.00	279.39
018-9011	Donovan Media Center	9,264.25	0.00	0.00	0.00	0.00	9,264.25	0.00	9,264.25
018-9013	Bowman Media Center	8,544.27	0.00	0.00	0.00	0.00	8,544.27	956.15	7,588.12
018-9015	LJHS Building Fund	18,411.85	0.00	0.00	0.00	0.00	18,411.85	150.00	18,261.85
018-9016	Camp Joy (Berry)	11,488.75	0.00	0.00	0.00	0.00	11,488.75	0.00	11,488.75
018-9017	PUBLIC SCHOOL SUPPORT	0.00	0.00	0.00	0.00	0.00	0.00	7.46	(7.46)
018-9019	Donovan Building Fund	5,988.71	0.00	0.00	0.00	0.00	5,988.71	3,629.07	2,359.64
018-9021	Bowman Building Fund - Student	26,641.73	0.00	0.00	0.00	0.00	26,641.73	8,203.09	18,438.64
018-9023	Berry Building Fund	9,258.99	0.00	0.00	888.91	888.91	8,370.08	1,836.78	6,533.30
018-9024	LHS Building Fund	9,268.81	200.48	200.48	48.00	48.00	9,421.29	5,730.00	3,691.29
018-9025	LHS Bridges	293.19	0.00	0.00	0.00	0.00	293.19	0.00	293.19
018-9027	LJHS Media Center	2,011.76	0.00	0.00	0.00	0.00	2,011.76	0.00	2,011.76
018-9028	Berry Media Center	2,575.23	0.00	0.00	0.00	0.00	2,575.23	0.00	2,575.23
018-9029	Ticket Sales Fund	6.48	0.00	0.00	6.48	6.48	0.00	1,000.00	(1,000.00)
018-9032	LJHS - Red Ticket Program	2,000.00	0.00	0.00	0.00	0.00	2,000.00	0.00	2,000.00
019-9002	Making Middle Schools Work Grant	315.00	0.00	0.00	0.00	0.00	315.00	0.00	315.00
019-9003	Greater Cincy Foundation Grant Learning Links	5.06	0.00	0.00	0.00	0.00	5.06	0.00	5.06
019-9005	Greater Cincy Foundation Grant Learning Links	12.18	0.00	0.00	0.00	0.00	12.18	0.00	12.18
019-9006	Warren County Board of Dev Disabilites Grant	4,739.92	0.00	0.00	0.00	0.00	4,739.92	0.00	4,739.92
019-9008	Donovan Economics Program Fund	107.24	0.00	0.00	0.00	0.00	107.24	0.00	107.24
019-9013	Marth Holden Jennings Grant - McAndrews	4,811.25	0.00	0.00	0.00	0.00	4,811.25	0.00	4,811.25

LEBANON CITY SCHOOL DISTRICT

Cash Summary Report

FUND-SCC	Description	Initial Cash	MTD Received	FYTD Received	MTD Expended	FYTD Expended	Fund Balance	Encumbrance	Unencumbered Balance
019-9014	Morning Movers Grant	\$ 73.33	\$ 0.00	\$ 0.00	\$ 0.00	\$ 0.00	\$ 73.33	\$ 0.00	\$ 73.33
019-9019	Virginia Hamilton Grant	6.06	0.00	0.00	0.00	0.00	6.06	0.00	6.06
019-9020	LEARNING LINKS GRANT - SENSORY BREAKS LHS	12.21	0.00	0.00	0.00	0.00	12.21	0.00	12.21
019-9022	Hope Squad, Suicide Prevention Grant	283.39	0.00	0.00	0.00	0.00	283.39	0.00	283.39
019-9027	High Schools That Work Mini Grant - LJHS	625.03	0.00	0.00	0.00	0.00	625.03	0.00	625.03
019-9028	Learning Links Grant - Career Tech	1,296.00	0.00	0.00	0.00	0.00	1,296.00	0.00	1,296.00
019-9029	High Schools That Work Mini Grant - LHS	1,000.00	0.00	0.00	0.00	0.00	1,000.00	0.00	1,000.00
034-0000	Classroom Facilities Maintenance .5 Mill	773,746.16	1,039.50	1,039.50	0.00	0.00	774,785.66	152,729.00	622,056.66
200-9000	Junior Council on World Affairs	1,339.06	0.00	0.00	0.00	0.00	1,339.06	0.00	1,339.06
200-9001	LHS Art Club	164.94	0.00	0.00	0.00	0.00	164.94	0.00	164.94
200-9003	LHS Drama Club	11,123.49	0.00	0.00	0.00	0.00	11,123.49	0.00	11,123.49
200-9004	LHS French Club	362.22	0.00	0.00	0.00	0.00	362.22	0.00	362.22
200-9005	LHS Spanish Club	748.08	0.00	0.00	0.00	0.00	748.08	0.00	748.08
200-9006	LHS FCCLA	4,432.33	0.00	0.00	0.00	0.00	4,432.33	0.00	4,432.33
200-9007	FBLA	2,473.40	0.00	0.00	0.00	0.00	2,473.40	0.00	2,473.40
200-9008	LHS National Honor Society	3,868.45	0.00	0.00	0.00	0.00	3,868.45	0.00	3,868.45
200-9011	LHS Recording Club	1,061.89	0.00	0.00	0.00	0.00	1,061.89	0.00	1,061.89
200-9012	AFJROTC	8,960.67	0.00	0.00	0.00	0.00	8,960.67	0.00	8,960.67
200-9013	LJHS Student Council	9,103.38	0.00	0.00	0.00	0.00	9,103.38	0.00	9,103.38
200-9016	LHS Student Council	24,098.31	8,531.94	8,531.94	239.03	239.03	32,391.22	6,125.00	26,266.22
200-9017	LJHS Warrior Pride Yearbook	14,824.20	0.00	0.00	0.00	0.00	14,824.20	200.00	14,624.20
200-9025	Key Club	1,592.77	0.00	0.00	0.00	0.00	1,592.77	200.00	1,392.77
200-9027	LHS Outdoor Adventure Club	1,900.62	0.00	0.00	0.00	0.00	1,900.62	0.00	1,900.62
200-9029	LHS Yearbook	27,469.25	0.00	0.00	0.00	0.00	27,469.25	78.00	27,391.25
200-9030	LJHS Newspaper	1,635.87	0.00	0.00	0.00	0.00	1,635.87	0.00	1,635.87
200-9032	LHS Ecology Club	393.22	0.00	0.00	0.00	0.00	393.22	0.00	393.22
200-9033	LHS Science Olympiad Fund	(203.46)	0.00	0.00	0.00	0.00	(203.46)	0.00	(203.46)
200-9035	LJHS Drama Club	31,852.62	0.00	0.00	0.00	0.00	31,852.62	1,300.00	30,552.62
200-9037	LJHS Renaissance Academic Success	1,090.53	0.00	0.00	0.00	0.00	1,090.53	195.00	895.53
200-9038	LHS Intramurals	210.27	0.00	0.00	0.00	0.00	210.27	0.00	210.27
200-9040	Daylight Prom	1,516.77	0.00	0.00	0.00	0.00	1,516.77	0.00	1,516.77
200-9045	LJHS Science Club	536.85	0.00	0.00	0.00	0.00	536.85	0.00	536.85
200-9046	LHS Gender Sexuality	887.10	0.00	0.00	0.00	0.00	887.10	0.00	887.10

LEBANON CITY SCHOOL DISTRICT

Cash Summary Report

FUND-SCC	Description	Initial Cash	MTD Received	FYTD Received	MTD Expended	FYTD Expended	Fund Balance	Encumbrance	Unencumbered Balance
	Alliance (GSA)								
200-9047	LJHS Builders' Club	\$ 22.50	\$ 0.00	\$ 0.00	\$ 0.00	\$ 0.00	\$ 22.50	\$ 0.00	\$ 22.50
200-9048	LHS Class of 2022	8,531.94	0.00	0.00	8,531.94	8,531.94	0.00	0.00	0.00
200-9050	LJHS Pop Culture Club	247.86	0.00	0.00	0.00	0.00	247.86	0.00	247.86
200-9051	LHS Beverage Cart	752.04	0.00	0.00	0.00	0.00	752.04	338.00	414.04
200-9052	LHS Class of 2023	1,216.81	0.00	0.00	140.95	140.95	1,075.86	0.00	1,075.86
200-9054	LHS Hope Squad	1,392.10	0.00	0.00	0.00	0.00	1,392.10	0.00	1,392.10
200-9055	LJHS WarZone	912.69	0.00	0.00	0.00	0.00	912.69	0.00	912.69
200-9056	LHS Class of 2024	3,358.54	0.00	0.00	0.00	0.00	3,358.54	0.00	3,358.54
200-9057	LHS Class of 2025	2,424.14	0.00	0.00	0.00	0.00	2,424.14	0.00	2,424.14
200-9058	Berry Student Council	1,602.40	0.00	0.00	1,180.00	1,180.00	422.40	0.00	422.40
200-9059	LHS Class of 2026	649.20	0.00	0.00	0.00	0.00	649.20	0.00	649.20
200-9060	LHS Maroon Makers	60.00	0.00	0.00	0.00	0.00	60.00	0.00	60.00
300-9401	Varsity Winter Guard	0.00	0.00	0.00	501.84	501.84	(501.84)	0.00	(501.84)
300-9402	Junior Varsity Winter Guard	0.00	0.00	0.00	354.59	354.59	(354.59)	0.00	(354.59)
300-9403	Intermediate Winter Guard	0.00	0.00	0.00	250.58	250.58	(250.58)	0.00	(250.58)
300-9404	LHS Drumline	127.07	0.00	0.00	0.00	0.00	127.07	0.00	127.07
300-9500	LHS Athletic Department	102,060.31	3,000.00	3,000.00	12,197.10	12,197.10	92,863.21	109,410.06	(16,546.85)
300-9505	LHS Captain's Council	670.03	0.00	0.00	0.00	0.00	670.03	120.03	550.00
300-9506	Boys Club Volleyball	5,735.27	0.00	0.00	0.00	0.00	5,735.27	244.00	5,491.27
300-9513	Indoor Track & Field	791.00	0.00	0.00	0.00	0.00	791.00	0.00	791.00
300-9514	LJHS Athletic Department	0.00	4,363.99	4,363.99	3,131.99	3,131.99	1,232.00	429.50	802.50
300-9515	LJHS Athletic Concessions	855.08	0.00	0.00	0.00	0.00	855.08	0.00	855.08
300-9516	LHS Dance Team	1,458.10	0.00	0.00	0.00	0.00	1,458.10	0.00	1,458.10
300-9993	LHS Baseball Team - Historical Society	5,496.36	0.00	0.00	0.00	0.00	5,496.36	0.00	5,496.36
401-9022	St. Francis Auxiliary Services FY22	38,553.29	0.00	0.00	0.00	0.00	38,553.29	38,553.29	0.00
401-9023	St. Francis Auxiliary Services FY23	43,294.10	0.00	0.00	19,048.04	19,048.04	24,246.06	27,157.42	(2,911.36)
401-9024	St. Francis Auxiliary Services FY24	0.00	59.00	59.00	0.00	0.00	59.00	0.00	59.00
401-9122	Lebanon United Methodist Kindergarten FY22	11,410.81	0.00	0.00	0.00	0.00	11,410.81	9,211.68	2,199.13
401-9123	Lebanon United Methodist Kindergarten FY23	5,853.18	0.00	0.00	3,279.95	3,279.95	2,573.23	4,763.81	(2,190.58)
401-9124	Lebanon United Methodist Kindergarten FY24	0.00	7.98	7.98	69.60	69.60	(61.62)	230.40	(292.02)
401-9223	Lebanon Christian Auxiliary Services FY23	128,319.75	0.00	0.00	26,612.32	26,612.32	101,707.43	109,940.91	(8,233.48)
401-9224	Lebanon Christian Auxiliary Services FY24	0.00	174.88	174.88	0.00	0.00	174.88	0.00	174.88
451-9022	FY 22 Connectivity Grant	4,500.00	0.00	0.00	0.00	0.00	4,500.00	0.00	4,500.00
451-9023	FY 23 Network Subsidy	9,000.00	0.00	0.00	0.00	0.00	9,000.00	0.00	9,000.00

LEBANON CITY SCHOOL DISTRICT

Cash Summary Report

FUND-SCC	Description	Initial Cash	MTD Received	FYTD Received	MTD Expended	FYTD Expended	Fund Balance	Encumbrance	Unencumbered Balance
451-9024	DATA COMMUNICATION FUND	\$ 0.00	\$ 230.50	\$ 230.50	\$ 0.00	\$ 0.00	\$ 230.50	\$ 0.00	\$ 230.50
461-9023	Making Middle Schools Work FY23	(4,000.00)	4,000.00	4,000.00	0.00	0.00	0.00	0.00	0.00
461-9118	Making Middle Grades Work - Berry	115.34	0.00	0.00	0.00	0.00	115.34	0.00	115.34
467-9020	Student Wellness and Success Fund	213,125.75	0.00	0.00	10,042.68	10,042.68	203,083.07	37,197.00	165,886.07
499-9020	School Safety Grant	15,799.25	0.00	0.00	0.00	0.00	15,799.25	2,788.00	13,011.25
499-9023	School Safety Grant FY 23	39,811.36	0.00	0.00	0.00	0.00	39,811.36	11,872.00	27,939.36
507-9123	ESSER ARP GRANT FUNDS (COVID) - FY23	(120,499.08)	120,499.08	120,499.08	86,665.14	86,665.14	(86,665.14)	584,125.17	(670,790.31)
507-9323	ARP Homeless Grant - FY 23	(3,473.49)	3,473.49	3,473.49	0.00	0.00	0.00	0.00	0.00
516-9023	IDEA, PART B FY 23	(389,683.16)	389,683.16	389,683.16	105,238.11	105,238.11	(105,238.11)	173.00	(105,411.11)
516-9222	IDEA, Part B ESSER Funds	(8,010.08)	0.00	0.00	0.00	0.00	(8,010.08)	0.00	(8,010.08)
516-9223	IDEA, Part B ESSER Funds	(58,564.56)	58,564.56	58,564.56	4,192.34	4,192.34	(4,192.34)	85,520.80	(89,713.14)
551-9023	Title III, LEP FY 23	(13,191.92)	0.00	0.00	0.00	0.00	(13,191.92)	0.00	(13,191.92)
572-9023	TITLE I FY 23	(40,540.22)	41,577.93	41,577.93	47,939.28	47,939.28	(46,901.57)	0.00	(46,901.57)
572-9024	TITLE I FY 24	0.00	0.00	0.00	0.00	0.00	0.00	5,068.80	(5,068.80)
572-9123	Expanding Opportunities Grant FY23	(12,488.89)	12,488.89	12,488.89	0.00	0.00	0.00	0.00	0.00
584-9023	Title IV-A Student Support & Acad. Enrich.	0.00	0.00	0.00	2,444.75	2,444.75	(2,444.75)	5,259.50	(7,704.25)
584-9024	Title IV-A Student Support & Acad. Enrich.	0.00	0.00	0.00	0.00	0.00	0.00	4,500.00	(4,500.00)
587-9023	IDEA, Early Childhood Education FY 23	(29,772.17)	29,772.17	29,772.17	0.00	0.00	0.00	0.00	0.00
587-9123	ARP IDEA Early Childhood - FY23	(3,043.76)	3,043.76	3,043.76	9,748.84	9,748.84	(9,748.84)	4,294.19	(14,043.03)
590-9023	TITLE II-A FY 23	0.00	9,382.18	9,382.18	0.00	0.00	9,382.18	0.00	9,382.18
599-9023	School Safety Grant OFCC FY23	346,564.01	0.00	0.00	0.00	0.00	346,564.01	39,369.62	307,194.39
599-9024	Emergency Connectivity Fund Grant	(87,807.41)	0.00	0.00	0.00	0.00	(87,807.41)	0.00	(87,807.41)
Grand Total		\$ 45,880,645.04	\$ 14,240,692.41	\$ 14,240,692.41	\$ 5,264,191.35	\$ 5,264,191.35	\$ 54,857,146.10	\$ 10,167,093.29	\$ 44,690,052.81

Start Date: 07/01/2023

End Date: 07/31/2023

LEBANON CITY SCHOOL DISTRICT

Disbursement Summary Report

Reference Number	Check Number	Type	Date	Name	Vendor #	Status	Reconcile Date	Void Date	Amount
44167		0 ACCOUNTS_PAYA BLE	7/6/2023	LEBANON CITY SCHOOLS	901040	VOID		7/6/2023	\$ 1,000.00
44169		0 PAYROLL	7/5/2023	LEBANON CITY SCHOOL DISTRICT		RECONCILED	7/31/2023		1,569,299.27
44321		0 ACCOUNTS_PAYA BLE	7/20/2023	LEBANON CITY SCHOOLS	901040	RECONCILED	7/31/2023		636.40
44348		0 PAYROLL	7/20/2023	LEBANON CITY SCHOOL DISTRICT		RECONCILED	7/31/2023		1,547,776.95
44351		0 ACCOUNTS_PAYA BLE	7/26/2023	RELIASTAR LIFE INSURANCE CO.	905715	RECONCILED	7/31/2023		2,147.01
44407		0 ACCOUNTS_PAYA BLE	7/5/2023	STATE TEACHERS RETIREMENT SYS	901022	RECONCILED	7/31/2023		13,171.18
44408		0 ACCOUNTS_PAYA BLE	7/20/2023	STATE TEACHERS RETIREMENT SYS	901022	RECONCILED	7/31/2023		13,171.09
44409		0 ACCOUNTS_PAYA BLE	7/5/2023	SCHOOL EMPLOYEES RETIREMENT	901030	RECONCILED	7/31/2023		2,096.09
44410		0 ACCOUNTS_PAYA BLE	7/20/2023	SCHOOL EMPLOYEES RETIREMENT	901030	RECONCILED	7/31/2023		2,096.10
44411		0 ACCOUNTS_PAYA BLE	7/14/2023	STATE TEACHERS RETIREMENT SYS	901022	RECONCILED	7/31/2023		193,528.00
44412		0 ACCOUNTS_PAYA BLE	7/14/2023	SCHOOL EMPLOYEES RETIREMENT	901030	RECONCILED	7/31/2023		62,813.00
44413		0 ACCOUNTS_PAYA BLE	7/14/2023	WARREN COUNTY ESC	901055	RECONCILED	7/31/2023		1,375.83
44414		0 ACCOUNTS_PAYA BLE	7/14/2023	TUITION	901090	RECONCILED	7/31/2023		6,559.84
44415		0 ACCOUNTS_PAYA BLE	7/20/2023	METLIFE	900008	RECONCILED	7/31/2023		35,940.09
44416		0 ACCOUNTS_PAYA BLE	7/20/2023	SWOOSH Insurance Consortium	900005	RECONCILED	7/31/2023		701,463.79
44417		0 ACCOUNTS_PAYA BLE	7/5/2023	LCSD PAYROLL/MEDICAL	901041	RECONCILED	7/31/2023		20,618.91
44418		0 ACCOUNTS_PAYA BLE	7/20/2023	LCSD PAYROLL/MEDICAL	901041	RECONCILED	7/31/2023		20,957.74
44419		0 ACCOUNTS_PAYA BLE	7/6/2023	LEBANON CITY SCHOOLS	901040	RECONCILED	7/31/2023		115,625.00
44421		0 ACCOUNTS_PAYA BLE	7/28/2023	SCHOOL EMPLOYEES RETIREMENT	901030	RECONCILED	7/31/2023		62,813.00
44422		0 ACCOUNTS_PAYA	7/28/2023	STATE TEACHERS	901022	RECONCILED	7/31/2023		193,528.00

Start Date: 07/01/2023

End Date: 07/31/2023

LEBANON CITY SCHOOL DISTRICT

Disbursement Summary Report

Reference Number	Check Number	Type	Date	Name	Vendor #	Status	Reconcile Date	Void Date	Amount
		BLE		RETIREMENT SYS					
44423		0 ACCOUNTS_PAYA	7/28/2023	WARREN	901055	RECONCILED	7/31/2023		\$ 1,375.83
		BLE		COUNTY ESC					
44424		0 ACCOUNTS_PAYA	7/28/2023	TUITION	901090	RECONCILED	7/31/2023		6,891.43
		BLE							
44425		0 ACCOUNTS_PAYA	7/31/2023	LEBANON	901035	VOID		7/31/2023	352.33
		BLE		CITIZENS					
44427		0 ACCOUNTS_PAYA	7/31/2023	LEBANON	901035	RECONCILED	7/31/2023		352.31
		BLE		CITIZENS					
44429		0 ACCOUNTS_PAYA	7/5/2023	STATE TEACHERS	901022	RECONCILED	7/31/2023		750.00
		BLE		RETIREMENT SYS					
44430		0 ACCOUNTS_PAYA	7/31/2023	Robert W. Baird	901021	RECONCILED	7/31/2023		282.52
		BLE		and Co.					
44431		0 ACCOUNTS_PAYA	7/31/2023	LEBANON CITY	901040	RECONCILED	7/31/2023		421.15
		BLE		SCHOOLS					
44432		0 ACCOUNTS_PAYA	7/31/2023	LEBANON CITY	901040	RECONCILED	7/31/2023		232.06
		BLE		SCHOOLS					
44433		0 ACCOUNTS_PAYA	7/31/2023	LEBANON CITY	901040	RECONCILED	7/31/2023		16.98
		BLE		SCHOOLS					
44434		0 ACCOUNTS_PAYA	7/31/2023	LEBANON CITY	901040	RECONCILED	7/31/2023		387.71
		BLE		SCHOOLS					
44435		0 ACCOUNTS_PAYA	7/31/2023	LEBANON CITY	901040	RECONCILED	7/31/2023		96.22
		BLE		SCHOOLS					
44436		0 ACCOUNTS_PAYA	7/31/2023	LEBANON CITY	901040	RECONCILED	7/31/2023		25.47
		BLE		SCHOOLS					
44437		0 ACCOUNTS_PAYA	7/31/2023	LEBANON CITY	901040	RECONCILED	7/31/2023		5.66
		BLE		SCHOOLS					
44438		0 ACCOUNTS_PAYA	7/31/2023	LEBANON CITY	901040	RECONCILED	7/31/2023		16.98
		BLE		SCHOOLS					
44439		0 ACCOUNTS_PAYA	7/31/2023	LEBANON CITY	901040	RECONCILED	7/31/2023		5.66
		BLE		SCHOOLS					
44440		0 ACCOUNTS_PAYA	7/31/2023	LEBANON CITY	901040	RECONCILED	7/31/2023		2.83
		BLE		SCHOOLS					
44441		0 ACCOUNTS_PAYA	7/31/2023	LEBANON CITY	901040	RECONCILED	7/31/2023		2.83
		BLE		SCHOOLS					
44442		0 ACCOUNTS_PAYA	7/31/2023	LEBANON CITY	901040	RECONCILED	7/31/2023		36.79
		BLE		SCHOOLS					
44443		0 ACCOUNTS_PAYA	7/31/2023	LEBANON CITY	901040	RECONCILED	7/31/2023		2.83
		BLE		SCHOOLS					
44444		0 ACCOUNTS_PAYA	7/31/2023	LEBANON CITY	901040	RECONCILED	7/31/2023		110.37
		BLE		SCHOOLS					
44085	185848	ACCOUNTS_PAYA	7/5/2023	REITER DAIRY	809091	OUTSTANDING			0.00
		BLE							
44094	185849	ACCOUNTS_PAYA	7/5/2023	Ace Hardware	802545	VOID		7/5/2023	182.88
		BLE		W.C.					
44093	185850	ACCOUNTS_PAYA	7/5/2023	AIRGAS USA LLC	804036	VOID		7/5/2023	212.20
		BLE							

Start Date: 07/01/2023

End Date: 07/31/2023

LEBANON CITY SCHOOL DISTRICT

Disbursement Summary Report

Reference Number	Check Number	Type	Date	Name	Vendor #	Status	Reconcile Date	Void Date	Amount
44087	185851	ACCOUNTS_PAYA BLE	7/5/2023	AMAZON CAPITAL SERVICES	808695	VOID		7/5/2023	\$ 4,713.63
44101	185852	ACCOUNTS_PAYA BLE	7/5/2023	ASHLEE FENCE ENTERPRISES, INC.	11089	VOID		7/5/2023	3,050.39
44109	185853	ACCOUNTS_PAYA BLE	7/5/2023	BECKMAN ENVIRONMENTA L	20330	VOID		7/5/2023	133.10
44115	185854	ACCOUNTS_PAYA BLE	7/5/2023	BICKFORD; HEATHER	20488	VOID		7/5/2023	113.05
44105	185855	ACCOUNTS_PAYA BLE	7/5/2023	BOB PULTE CHEVROLET	160771	VOID		7/5/2023	44.85
44099	185856	ACCOUNTS_PAYA BLE	7/5/2023	BRICKER GRAYDON LLP	810148	VOID		7/5/2023	2,158.00
44111	185857	ACCOUNTS_PAYA BLE	7/5/2023	BUCKEYE POWER SALES CO. INC.	20934	VOID		7/5/2023	124.79
44106	185858	ACCOUNTS_PAYA BLE	7/5/2023	CINTAS	30810	VOID		7/5/2023	341.13
44123	185859	ACCOUNTS_PAYA BLE	7/5/2023	CONGER CONSTRUCTION GROUP	70085	VOID		7/5/2023	24,425.00
44125	185860	ACCOUNTS_PAYA BLE	7/5/2023	CORPORATE DOCUMENT SOLUTIONS	31381	VOID		7/5/2023	261.75
44120	185861	ACCOUNTS_PAYA BLE	7/5/2023	DALTON; BRIAN	40055	VOID		7/5/2023	60.26
44103	185862	ACCOUNTS_PAYA BLE	7/5/2023	DIESEL INJECTION SERVICE CO.	805582	VOID		7/5/2023	2,546.79
44124	185863	ACCOUNTS_PAYA BLE	7/5/2023	DORN'S BUSINESS SOLUTIONS	40690	VOID		7/5/2023	1,295.18
44092	185864	ACCOUNTS_PAYA BLE	7/5/2023	DUKE ENERGY	30760	VOID		7/5/2023	1,227.23
44095	185865	ACCOUNTS_PAYA BLE	7/5/2023	FOLLETT SCHOOL SOLUTIONS, INC.	806331	VOID		7/5/2023	5,067.75
44118	185866	ACCOUNTS_PAYA BLE	7/5/2023	LINDSAY GORMAN	810043	VOID		7/5/2023	75.00
44098	185867	ACCOUNTS_PAYA BLE	7/5/2023	GRALER; MARK	70530	VOID		7/5/2023	58.19
44104	185868	ACCOUNTS_PAYA BLE	7/5/2023	HEATHER FRANKS	810054	VOID		7/5/2023	221.00
44096	185869	ACCOUNTS_PAYA BLE	7/5/2023	HOME DEPOT CREDIT SERVICES	80907	VOID		7/5/2023	95.95
44108	185870	ACCOUNTS_PAYA	7/5/2023	INSECT LORE	803354	VOID		7/5/2023	134.80

Start Date: 07/01/2023

End Date: 07/31/2023

LEBANON CITY SCHOOL DISTRICT

Disbursement Summary Report

Reference Number	Check Number	Type	Date	Name	Vendor #	Status	Reconcile Date	Void Date	Amount
		BLE		PRODUCTS					
44122	185871	ACCOUNTS_PAYA	7/5/2023	THE KLEINGERS	806797	VOID		7/5/2023	\$ 6,980.00
		BLE		GROUP					
44119	185872	ACCOUNTS_PAYA	7/5/2023	KLOSTERMAN	803558	VOID		7/5/2023	107.30
		BLE		BAKING					
		COMPANY		KOI AUTO PARTS	120430	VOID		7/5/2023	99.99
		BLE							
44102	185874	ACCOUNTS_PAYA	7/5/2023	LEBANON	120490	VOID		7/5/2023	568.48
		BLE		ELECTRIC					
		SUPPLY INC.		LEBANON	120628	VOID		7/5/2023	180.00
44113	185875	ACCOUNTS_PAYA	7/5/2023	LEBANON					
		BLE		ROTARY CLUB					
44116	185876	ACCOUNTS_PAYA	7/5/2023	MCGRAW-HILL	806332	VOID		7/5/2023	1,747.04
		BLE		SCHOOL					
		EDUCATION		MIAMI VALLEY	808823	VOID		7/5/2023	86.88
44086	185877	ACCOUNTS_PAYA	7/5/2023	POWER					
		BLE		EQUIPMENT					
44114	185878	ACCOUNTS_PAYA	7/5/2023	THE NELSON	140329	VOID		7/5/2023	2,102.84
		BLE		STARK COMPANY					
44107	185879	ACCOUNTS_PAYA	7/5/2023	PATRIOT TEAM	804196	VOID		7/5/2023	1,320.99
		BLE		DISTRIBUTING					
		INC		PHILLIPS SUPPLY	160320	VOID		7/5/2023	1,231.28
44097	185880	ACCOUNTS_PAYA	7/5/2023	CO.					
		BLE		ROBERT	809929	VOID		7/5/2023	7.86
44121	185881	ACCOUNTS_PAYA	7/5/2023	REYNOLDS					
		BLE		RUMPKE OF	804873	VOID		7/5/2023	2,837.84
44091	185882	ACCOUNTS_PAYA	7/5/2023	OHIO INC.					
		BLE		INTERSTATE	805667	VOID		7/5/2023	4,985.12
44089	185883	ACCOUNTS_PAYA	7/5/2023	BILLING SERVICE					
		BLE		INC					
44100	185884	ACCOUNTS_PAYA	7/5/2023	S&S SCHOOL	809582	VOID		7/5/2023	911.25
		BLE		BUS SEATS AND					
		PARTS		SAFETY-KLEEN	804198	VOID		7/5/2023	399.70
44110	185885	ACCOUNTS_PAYA	7/5/2023	SYSTEMS INC.					
		BLE		STIGLER SUPPLY	191859	VOID		7/5/2023	1,254.80
44090	185886	ACCOUNTS_PAYA	7/5/2023	CO.					
		BLE		SUNRISE	807482	VOID		7/5/2023	698.78
44088	185887	ACCOUNTS_PAYA	7/5/2023	COOPERATIVE					
		BLE		INC.					
44117	185888	ACCOUNTS_PAYA	7/5/2023	CAPITAL ONE	220900	VOID		7/5/2023	214.83
		BLE							
44222	185929	ACCOUNTS_PAYA	7/13/2023	A BOOK	807922	RECONCILED	7/31/2023		18.00
		BLE		COMPANY, LLC					
44174	185930	ACCOUNTS_PAYA	7/13/2023	AMAZON	808695	RECONCILED	7/31/2023		4,876.18

Start Date: 07/01/2023

End Date: 07/31/2023

LEBANON CITY SCHOOL DISTRICT

Disbursement Summary Report

Reference Number	Check Number	Type	Date	Name	Vendor #	Status	Reconcile Date	Void Date	Amount
		BLE		CAPITAL SERVICES					
44223	185931	ACCOUNTS_PAYA	7/13/2023	BIERKAN; MARK	807098	RECONCILED	7/31/2023		\$ 810.00
		BLE							
44170	185932	ACCOUNTS_PAYA	7/13/2023	BLICK ART MATERIALS	20520	RECONCILED	7/31/2023		1,284.03
		BLE							
44213	185933	ACCOUNTS_PAYA	7/13/2023	BLUUM OF TEXAS LLC	810018	RECONCILED	7/31/2023		2,665.33
		BLE							
44187	185934	ACCOUNTS_PAYA	7/13/2023	CAROL LYNNE MULLINS	810206	RECONCILED	7/31/2023		9,000.00
		BLE							
44186	185935	ACCOUNTS_PAYA	7/13/2023	CHARD SNYDER & ASSOCIATES	806236	RECONCILED	7/31/2023		1,100.00
		BLE							
44192	185936	ACCOUNTS_PAYA	7/13/2023	CHILDREN'S HOSPITAL	805742	OUTSTANDING			35.00
		BLE							
44179	185937	ACCOUNTS_PAYA	7/13/2023	CINCINNATI FLOOR CO.	804239	RECONCILED	7/31/2023		17,565.00
		BLE							
44214	185938	ACCOUNTS_PAYA	7/13/2023	DELL MARKETING L.P.	40323	RECONCILED	7/31/2023		3,869.60
		BLE							
44199	185939	ACCOUNTS_PAYA	7/13/2023	DORN'S BUSINESS SOLUTIONS	40690	RECONCILED	7/31/2023		2,068.91
		BLE							
44189	185940	ACCOUNTS_PAYA	7/13/2023	DUKE ENERGY	30760	RECONCILED	7/31/2023		1,373.14
		BLE							
44215	185941	ACCOUNTS_PAYA	7/13/2023	E3 DIAGNOSTICS	70453	RECONCILED	7/31/2023		638.65
		BLE							
44182	185942	ACCOUNTS_PAYA	7/13/2023	ENNIS BRITTON CO, LPA	50660	RECONCILED	7/31/2023		199.50
		BLE							
44172	185943	ACCOUNTS_PAYA	7/13/2023	FIT & FUN PLAYSCAPES LLC	809795	RECONCILED	7/31/2023		7,241.45
		BLE							
44208	185944	ACCOUNTS_PAYA	7/13/2023	GREENE; CASEY	190500	RECONCILED	7/31/2023		218.32
		BLE							
44178	185945	ACCOUNTS_PAYA	7/13/2023	HOME DEPOT CREDIT SERVICES	80907	RECONCILED	7/31/2023		440.79
		BLE							
44184	185946	ACCOUNTS_PAYA	7/13/2023	HTG	807157	RECONCILED	7/31/2023		2,471.00
		BLE							
44183	185947	ACCOUNTS_PAYA	7/13/2023	JESSICA CLARK	810126	RECONCILED	7/31/2023		37.09
		BLE							
44207	185948	ACCOUNTS_PAYA	7/13/2023	KEY BEHAVIOR SERVICES LLC	809982	RECONCILED	7/31/2023		698.76
		BLE							
44200	185949	ACCOUNTS_PAYA	7/13/2023	KNOWATOM LLC	809801	RECONCILED	7/31/2023		640.15
		BLE							
44190	185950	ACCOUNTS_PAYA	7/13/2023	LAKESHORE LEARNING MATERIALS	120030	RECONCILED	7/31/2023		125.35
		BLE							
44209	185951	ACCOUNTS_PAYA	7/13/2023	LEBANON AREA CHAMBER	120435	RECONCILED	7/31/2023		50.00
		BLE							
44198	185952	ACCOUNTS_PAYA	7/13/2023	LEBANON LIONS	804033	RECONCILED	7/31/2023		75.00

Start Date: 07/01/2023

End Date: 07/31/2023

LEBANON CITY SCHOOL DISTRICT

Disbursement Summary Report

Reference Number	Check Number	Type	Date	Name	Vendor #	Status	Reconcile Date	Void Date	Amount
44211	185953	BLE ACCOUNTS_PAYA	7/13/2023	CLUB LIBRARY WORLD, INC.	804233	RECONCILED	7/31/2023		\$ 495.00
44204	185954	BLE ACCOUNTS_PAYA	7/13/2023	LOWE'S	121095	RECONCILED	7/31/2023		1,763.35
44181	185955	BLE ACCOUNTS_PAYA	7/13/2023	LOYOLA PRESS	807710	RECONCILED	7/31/2023		1,817.29
44173	185956	BLE ACCOUNTS_PAYA	7/13/2023	MCGRAW-HILL SCHOOL EDUCATION	806332	RECONCILED	7/31/2023		5,473.54
44171	185957	BLE ACCOUNTS_PAYA	7/13/2023	NCS PEARSON INC.	801930	RECONCILED	7/31/2023		369.94
44221	185958	BLE ACCOUNTS_PAYA	7/13/2023	NORWOOD HARDWARE & SUPPLY CO.	140470	RECONCILED	7/31/2023		494.00
44177	185959	BLE ACCOUNTS_PAYA	7/13/2023	OFFICE DEPOT, INC.	150080	RECONCILED	7/31/2023		41.52
44219	185960	BLE ACCOUNTS_PAYA	7/13/2023	PERFECTION LEARNING	802134	RECONCILED	7/31/2023		674.00
44175	185961	BLE ACCOUNTS_PAYA	7/13/2023	PHILLIPS SUPPLY CO.	160320	RECONCILED	7/31/2023		2,283.15
44217	185962	BLE ACCOUNTS_PAYA	7/13/2023	PRC TECHNOLOGY GROUP LLC	807187	RECONCILED	7/31/2023		32,821.25
44201	185963	BLE ACCOUNTS_PAYA	7/13/2023	PROFESSIONAL BINDING PRODUCTS INC	810250	RECONCILED	7/31/2023		2,448.44
44191	185964	BLE ACCOUNTS_PAYA	7/13/2023	PURE WATER PARTNERS	809135	RECONCILED	7/31/2023		4,120.00
44203	185965	BLE ACCOUNTS_PAYA	7/13/2023	SCHOOL HEALTH CORPORATION	190388	RECONCILED	7/31/2023		710.28
44193	185966	BLE ACCOUNTS_PAYA	7/13/2023	SECURE TRANSPORTATIO N	807870	RECONCILED	7/31/2023		1,332.50
44218	185967	BLE ACCOUNTS_PAYA	7/13/2023	SHARP ELECTRONICS CORP.	807822	RECONCILED	7/31/2023		7,568.28
44180	185968	BLE ACCOUNTS_PAYA	7/13/2023	STAPLES BUSINESS ADVANTAGE	804156	RECONCILED	7/31/2023		1,423.23
44210	185969	BLE ACCOUNTS_PAYA	7/13/2023	STEVENS; KIMBERLY	191838	RECONCILED	7/31/2023		310.00
44176	185970	BLE ACCOUNTS_PAYA	7/13/2023	SUNRISE COOPERATIVE INC.	807482	RECONCILED	7/31/2023		450.00
44195	185971	BLE ACCOUNTS_PAYA	7/13/2023	THE CITY OF LEBANON	30840	RECONCILED	7/31/2023		61,723.75
44196	185972	ACCOUNTS_PAYA	7/13/2023	THE CITY OF	30841	RECONCILED	7/31/2023		25,267.51

Start Date: 07/01/2023

End Date: 07/31/2023

LEBANON CITY SCHOOL DISTRICT

Disbursement Summary Report

Reference Number	Check Number	Type	Date	Name	Vendor #	Status	Reconcile Date	Void Date	Amount
		BLE		LEBANON					
44212	185973	ACCOUNTS_PAYA	7/13/2023	THE OHIO STATE	803506	RECONCILED	7/31/2023		\$ 4,595.50
		BLE		UNIVERSITY					
44197	185974	ACCOUNTS_PAYA	7/13/2023	TREASURER	150201	RECONCILED	7/31/2023		660.50
		BLE		STATE OF OHIO					
44185	185975	ACCOUNTS_PAYA	7/13/2023	TRESONA	809558	RECONCILED	7/31/2023		1,920.00
		BLE		MULTIMEDIA; LLC					
44206	185976	ACCOUNTS_PAYA	7/13/2023	TYLER	802376	RECONCILED	7/31/2023		350.00
		BLE		TECHNOLOGIES, INC.					
44216	185977	ACCOUNTS_PAYA	7/13/2023	UNIVERSITY OF	807733	RECONCILED	7/31/2023		2,700.00
		BLE		CINCINNATI					
44205	185978	ACCOUNTS_PAYA	7/13/2023	VERIZON	806436	RECONCILED	7/31/2023		1,297.91
		BLE		WIRELESS					
44194	185979	ACCOUNTS_PAYA	7/13/2023	VERTICAL	220162	RECONCILED	7/31/2023		212.00
		BLE		SYSTEMS ELEVATOR					
44220	185980	ACCOUNTS_PAYA	7/13/2023	WALT LUTTI TIRE	230070	RECONCILED	7/31/2023		161.11
		BLE		INC.					
44202	185981	ACCOUNTS_PAYA	7/13/2023	WARREN	230194	RECONCILED	7/31/2023		64.00
		BLE		COUNTY					
44188	185982	ACCOUNTS_PAYA	7/13/2023	WARREN	230196	RECONCILED	7/31/2023		596.00
		BLE		COUNTY ESC					
44224	185983	ACCOUNTS_PAYA	7/14/2023	JEFF BURTON	810262	RECONCILED	7/31/2023		2,250.00
		BLE							
44225	185984	ACCOUNTS_PAYA	7/14/2023	KATHERINE	810263	VOID		7/14/2023	500.00
		BLE		WHEELER					
44226	185985	ACCOUNTS_PAYA	7/14/2023	KATHERINE	810263	RECONCILED	7/31/2023		400.00
		BLE		WHEELER					
44333	185986	ACCOUNTS_PAYA	7/20/2023	Ace Hardware	802545	OUTSTANDING			57.96
		BLE		W.C.					
44282	185987	ACCOUNTS_PAYA	7/20/2023	AFFORDABLE	809194	RECONCILED	7/31/2023		11.05
		BLE		LANGUAGE SERVICES					
44306	185988	ACCOUNTS_PAYA	7/20/2023	AGParts	808482	RECONCILED	7/31/2023		1,249.65
		BLE		Worldwide					
44284	185989	ACCOUNTS_PAYA	7/20/2023	AMAZON	808695	RECONCILED	7/31/2023		762.91
		BLE		CAPITAL SERVICES					
44331	185990	ACCOUNTS_PAYA	7/20/2023	ANDREA	810265	RECONCILED	7/31/2023		538.55
		BLE		MORWOOD					
44242	185991	ACCOUNTS_PAYA	7/20/2023	ANN WILLIAMS	810283	RECONCILED	7/31/2023		1,615.65
		BLE							
44229	185992	ACCOUNTS_PAYA	7/20/2023	APPLE INC.	10920	RECONCILED	7/31/2023		3,116.00
		BLE							
44326	185993	ACCOUNTS_PAYA	7/20/2023	ARLINGHAUS;	809892	RECONCILED	7/31/2023		1,077.10
		BLE		MEREDITH					

Start Date: 07/01/2023

End Date: 07/31/2023

LEBANON CITY SCHOOL DISTRICT

Disbursement Summary Report

Reference Number	Check Number	Type	Date	Name	Vendor #	Status	Reconcile Date	Void Date	Amount
44280	185994	ACCOUNTS_PAYA BLE	7/20/2023	ARROWHEAD ENGINEERED PRODUCTS	809622	RECONCILED	7/31/2023		\$ 4.80
44249	185995	ACCOUNTS_PAYA BLE	7/20/2023	AVID SIGNS PLUS LLC.	809483	RECONCILED	7/31/2023		405.00
44288	185996	ACCOUNTS_PAYA BLE	7/20/2023	AWARDS OF EXCELLENCE	804212	OUTSTANDING			8.00
44289	185997	ACCOUNTS_PAYA BLE	7/20/2023	BLANN; DAVE & LACY	808941	RECONCILED	7/31/2023		1,077.10
44250	185998	ACCOUNTS_PAYA BLE	7/20/2023	BLICK ART MATERIALS	20520	RECONCILED	7/31/2023		273.66
44260	185999	ACCOUNTS_PAYA BLE	7/20/2023	BORGEMENKE; ELIZABETH	809475	OUTSTANDING			538.55
44342	186000	ACCOUNTS_PAYA BLE	7/20/2023	BORJA, JEANNE	803116	RECONCILED	7/31/2023		310.00
44270	186001	ACCOUNTS_PAYA BLE	7/20/2023	BOWERS SUCCESS DEVELOPMENT	803654	RECONCILED	7/31/2023		5,000.00
44228	186002	ACCOUNTS_PAYA BLE	7/20/2023	BRANDENBURG, JEFF & MAYGEN	805936	RECONCILED	7/31/2023		1,077.10
44292	186003	ACCOUNTS_PAYA BLE	7/20/2023	CASELL; JEFF	809889	RECONCILED	7/31/2023		1,615.65
44262	186004	ACCOUNTS_PAYA BLE	7/20/2023	CBTS	20563	RECONCILED	7/31/2023		0.05
44263	186005	ACCOUNTS_PAYA BLE	7/20/2023	CDW GOVERNMENT INC.	30015	RECONCILED	7/31/2023		4,926.58
44239	186006	ACCOUNTS_PAYA BLE	7/20/2023	CESTA; ALLISON	809476	RECONCILED	7/31/2023		538.55
44272	186007	ACCOUNTS_PAYA BLE	7/20/2023	CHRISTIE GRAY	810281	OUTSTANDING			538.55
44231	186008	ACCOUNTS_PAYA BLE	7/20/2023	CHRISTINA FORD	810264	RECONCILED	7/31/2023		538.55
44297	186009	ACCOUNTS_PAYA BLE	7/20/2023	CINCINNATI BELL	802718	RECONCILED	7/31/2023		652.20
44332	186010	ACCOUNTS_PAYA BLE	7/20/2023	CINCINNATI BELL	802604	RECONCILED	7/31/2023		453.66
44264	186011	ACCOUNTS_PAYA BLE	7/20/2023	CINCINNATI BELL	802777	RECONCILED	7/31/2023		69.60
44257	186012	ACCOUNTS_PAYA BLE	7/20/2023	CINCINNATI BELL	20566	RECONCILED	7/31/2023		780.18
44255	186013	ACCOUNTS_PAYA BLE	7/20/2023	CINCINNATI CENTER FOR AUTISM	808734	RECONCILED	7/31/2023		1,590.91
44281	186014	ACCOUNTS_PAYA BLE	7/20/2023	CINTAS	30810	OUTSTANDING			227.42
44244	186015	ACCOUNTS_PAYA BLE	7/20/2023	CLOUSE; LAUREN	809896	RECONCILED	7/31/2023		538.55

Start Date: 07/01/2023

End Date: 07/31/2023

LEBANON CITY SCHOOL DISTRICT

Disbursement Summary Report

Reference Number	Check Number	Type	Date	Name	Vendor #	Status	Reconcile Date	Void Date	Amount
44307	186016	ACCOUNTS_PAYA BLE	7/20/2023	CORPORATE DOCUMENT SOLUTIONS	31381	RECONCILED	7/31/2023		\$ 1,808.35
44302	186017	ACCOUNTS_PAYA BLE	7/20/2023	DEL VALLE; MARIA	808611	OUTSTANDING			850.00
44319	186018	ACCOUNTS_PAYA BLE	7/20/2023	DIESEL INJECTION SERVICE CO.	805582	RECONCILED	7/31/2023		2,516.26
44258	186019	ACCOUNTS_PAYA BLE	7/20/2023	DREAMBOX LEARNING	810009	OUTSTANDING			11,115.00
44336	186020	ACCOUNTS_PAYA BLE	7/20/2023	DUKE ENERGY	30760	OUTSTANDING			833.13
44323	186021	ACCOUNTS_PAYA BLE	7/20/2023	EAKINS; MICHELLE	809886	OUTSTANDING			538.55
44316	186022	ACCOUNTS_PAYA BLE	7/20/2023	EMERGE IT SOLUTIONS	805427	RECONCILED	7/31/2023		24,586.10
44283	186023	ACCOUNTS_PAYA BLE	7/20/2023	EMILY VARGAS	810271	OUTSTANDING			538.55
44245	186024	ACCOUNTS_PAYA BLE	7/20/2023	EVANS; TANYA	100275	OUTSTANDING			538.55
44301	186025	ACCOUNTS_PAYA BLE	7/20/2023	FACILITIES MANAGEMENT EXPRESS	808915	RECONCILED	7/31/2023		6,758.87
44339	186026	ACCOUNTS_PAYA BLE	7/20/2023	Faist Susan	808375	RECONCILED	7/31/2023		538.55
44305	186027	ACCOUNTS_PAYA BLE	7/20/2023	FIRST ADVANTAGE TAX	807093	RECONCILED	7/31/2023		240.00
44237	186028	ACCOUNTS_PAYA BLE	7/20/2023	FOLLETT CONTENT SOLUTIONS	809666	RECONCILED	7/31/2023		149.39
44266	186029	ACCOUNTS_PAYA BLE	7/20/2023	GRALER; MARK	70530	RECONCILED	7/31/2023		95.11
44340	186030	ACCOUNTS_PAYA BLE	7/20/2023	HAYLEY COOMER	810269	RECONCILED	7/31/2023		2,154.20
44325	186031	ACCOUNTS_PAYA BLE	7/20/2023	HEIDI SMITH	810273	RECONCILED	7/31/2023		1,077.10
44313	186032	ACCOUNTS_PAYA BLE	7/20/2023	HENDRICKSON; JAKE & EMILY	809478	RECONCILED	7/31/2023		538.55
44268	186033	ACCOUNTS_PAYA BLE	7/20/2023	HILDEBRAND; AARON	809887	RECONCILED	7/31/2023		2,154.20
44265	186034	ACCOUNTS_PAYA BLE	7/20/2023	HILKERT; ADDISON	809936	RECONCILED	7/31/2023		850.00
44235	186035	ACCOUNTS_PAYA BLE	7/20/2023	HOME DEPOT CREDIT SERVICES	80907	RECONCILED	7/31/2023		116.51
44279	186036	ACCOUNTS_PAYA BLE	7/20/2023	IBS OF OHIO RIVER VALLEY	804243	RECONCILED	7/31/2023		1,469.50
44238	186037	ACCOUNTS_PAYA	7/20/2023	INTERSTATE	805667	OUTSTANDING			1,100.70

Start Date: 07/01/2023

End Date: 07/31/2023

LEBANON CITY SCHOOL DISTRICT

Disbursement Summary Report

Reference Number	Check Number	Type	Date	Name	Vendor #	Status	Reconcile Date	Void Date	Amount
		BLE		BILLING SERVICE INC					
44286	186038	ACCOUNTS_PAYA	7/20/2023	JACKSON; SYDNEY	809897	OUTSTANDING			\$ 538.55
44335	186039	ACCOUNTS_PAYA	7/20/2023	JACLYN HARDIN	810276	OUTSTANDING			1,077.10
44298	186040	ACCOUNTS_PAYA	7/20/2023	JAMIE LENTZ	810267	RECONCILED	7/31/2023		1,077.10
44253	186041	ACCOUNTS_PAYA	7/20/2023	JEREMY WICK	810272	OUTSTANDING			1,077.10
44341	186042	ACCOUNTS_PAYA	7/20/2023	JILL DUDLEY	810282	RECONCILED	7/31/2023		2,154.20
44236	186043	ACCOUNTS_PAYA	7/20/2023	KEY BEHAVIOR SERVICES LLC	809982	RECONCILED	7/31/2023		416.25
44232	186044	ACCOUNTS_PAYA	7/20/2023	KLIMO; SCOTT & CHRISTIANA	809472	OUTSTANDING			538.55
44322	186045	ACCOUNTS_PAYA	7/20/2023	KOCH REFRIGERATION CO.	110442	RECONCILED	7/31/2023		1,490.00
44274	186046	ACCOUNTS_PAYA	7/20/2023	KOENIG EQUIPMENT	808194	RECONCILED	7/31/2023		75.64
44277	186047	ACCOUNTS_PAYA	7/20/2023	KOI AUTO PARTS	120430	RECONCILED	7/31/2023		55.90
44234	186048	ACCOUNTS_PAYA	7/20/2023	KRISTEN KRZAK	810277	RECONCILED	7/31/2023		1,077.10
44344	186049	ACCOUNTS_PAYA	7/20/2023	KRISTY WHALEY-MCCUTCHAN	810285	OUTSTANDING			538.55
44275	186050	ACCOUNTS_PAYA	7/20/2023	KROGER CO.	110545	RECONCILED	7/31/2023		189.03
44247	186051	ACCOUNTS_PAYA	7/20/2023	KUTA SOFTWARE LLC	810248	OUTSTANDING			1,270.00
44291	186052	ACCOUNTS_PAYA	7/20/2023	Leppert-Wahl; Marlaina	809065	RECONCILED	7/31/2023		538.55
44304	186053	ACCOUNTS_PAYA	7/20/2023	LINDSAY GORMAN	810043	OUTSTANDING			15.39
44309	186054	ACCOUNTS_PAYA	7/20/2023	LINEHAUL HEAVY DUTY LLC	805272	RECONCILED	7/31/2023		1,537.61
44338	186055	ACCOUNTS_PAYA	7/20/2023	LOTT; RACHEL	810151	OUTSTANDING			538.55
44273	186056	ACCOUNTS_PAYA	7/20/2023	LOWE'S	121095	OUTSTANDING			590.75
44314	186057	ACCOUNTS_PAYA	7/20/2023	LUCAS; MOLLY	810279	RECONCILED	7/31/2023		538.55
44311	186058	ACCOUNTS_PAYA	7/20/2023	LYNN LESZKOWICZ	810275	RECONCILED	7/31/2023		420.07
44259	186059	ACCOUNTS_PAYA	7/20/2023	MENO JAY & JULIE	130890	OUTSTANDING			538.55
44254	186060	ACCOUNTS_PAYA	7/20/2023	MIAMI VALLEY	808823	RECONCILED	7/31/2023		49.96

Start Date: 07/01/2023

End Date: 07/31/2023

LEBANON CITY SCHOOL DISTRICT

Disbursement Summary Report

Reference Number	Check Number	Type	Date	Name	Vendor #	Status	Reconcile Date	Void Date	Amount
		BLE		POWER EQUIPMENT					
44248	186061	ACCOUNTS_PAYA	7/20/2023	MIAMI VALLEY TEAM SPORTS	131055	RECONCILED	7/31/2023		\$ 5,055.00
44317	186062	ACCOUNTS_PAYA	7/20/2023	MINUTEMAN PRESS	131320	RECONCILED	7/31/2023		54.60
44269	186063	ACCOUNTS_PAYA	7/20/2023	MONICA & BRYAN HALE	810278	OUTSTANDING			538.55
44251	186064	ACCOUNTS_PAYA	7/20/2023	MONIQUE HARRIS	810266	RECONCILED	7/31/2023		538.55
44343	186065	ACCOUNTS_PAYA	7/20/2023	MUSSER EXCAVATING	801796	RECONCILED	7/31/2023		7,140.00
44261	186066	ACCOUNTS_PAYA	7/20/2023	NCS PEARSON, INC.	802850	RECONCILED	7/31/2023		2,017.47
44299	186067	ACCOUNTS_PAYA	7/20/2023	NEWSELA INC.	808235	RECONCILED	7/31/2023		14,500.00
44243	186068	ACCOUNTS_PAYA	7/20/2023	NICHOLAS HUMMEL	810270	RECONCILED	7/31/2023		193.88
44227	186069	ACCOUNTS_PAYA	7/20/2023	O'REILLY AUTO PARTS	808521	OUTSTANDING			189.93
44295	186070	ACCOUNTS_PAYA	7/20/2023	OAEP	140893	OUTSTANDING			50.00
44252	186071	ACCOUNTS_PAYA	7/20/2023	OHIO ACTE	150136	RECONCILED	7/31/2023		810.00
44303	186072	ACCOUNTS_PAYA	7/20/2023	OHIO CAT	808222	RECONCILED	7/31/2023		443.06
44256	186073	ACCOUNTS_PAYA	7/20/2023	OHIO SCHOLAR TRANSPORT LLC	809952	RECONCILED	7/31/2023		9,098.00
44285	186074	ACCOUNTS_PAYA	7/20/2023	OHIO SCHOOLS COUNCIL	810116	RECONCILED	7/31/2023		3,833.92
44312	186075	ACCOUNTS_PAYA	7/20/2023	PATRIOT TEAM DISTRIBUTING INC	804196	RECONCILED	7/31/2023		452.10
44310	186076	ACCOUNTS_PAYA	7/20/2023	PETROCHOICE OHIO	804199	RECONCILED	7/31/2023		202.27
44240	186077	ACCOUNTS_PAYA	7/20/2023	PHILLIPS SUPPLY CO.	160320	RECONCILED	7/31/2023		4,658.25
44300	186078	ACCOUNTS_PAYA	7/20/2023	POWER SCHOOL GROUP, LLC	807445	RECONCILED	7/31/2023		8,428.00
44329	186079	ACCOUNTS_PAYA	7/20/2023	PREMIER OCCUPATIONAL HEALTH	808251	RECONCILED	7/31/2023		872.00
44324	186080	ACCOUNTS_PAYA	7/20/2023	RENAE BUCKLEW	810280	OUTSTANDING			538.55
44290	186081	ACCOUNTS_PAYA	7/20/2023	SAFETY-KLEEN SYSTEMS INC.	804198	RECONCILED	7/31/2023		399.70
44287	186082	ACCOUNTS_PAYA	7/20/2023	SANDER; ROBIN	809893	RECONCILED	7/31/2023		1,077.10

Start Date: 07/01/2023

End Date: 07/31/2023

LEBANON CITY SCHOOL DISTRICT

Disbursement Summary Report

Reference Number	Check Number	Type	Date	Name	Vendor #	Status	Reconcile Date	Void Date	Amount
44345	186083	ACCOUNTS_PAYA BLE	7/20/2023	SCHAAD; LISA	807011	OUTSTANDING			\$ 538.55
44334	186084	ACCOUNTS_PAYA BLE	7/20/2023	SCHOOL HEALTH CORPORATION	190388	RECONCILED	7/31/2023		1,020.24
44267	186085	ACCOUNTS_PAYA BLE	7/20/2023	SCHOOL SPECIALTY LLC	809420	OUTSTANDING			37.37
44296	186086	ACCOUNTS_PAYA BLE	7/20/2023	Schrameck Beth	808423	RECONCILED	7/31/2023		538.55
44315	186087	ACCOUNTS_PAYA BLE	7/20/2023	SCOTT LAZOR	810284	OUTSTANDING			538.55
44276	186088	ACCOUNTS_PAYA BLE	7/20/2023	SECURE TRANSPORTATIO N	807870	RECONCILED	7/31/2023		3,367.75
44328	186089	ACCOUNTS_PAYA BLE	7/20/2023	Sheanshang, Anna	804782	OUTSTANDING			45.50
44337	186090	ACCOUNTS_PAYA BLE	7/20/2023	SOUTHWEST OHIO COUNCIL	808737	RECONCILED	7/31/2023		15,989.14
44246	186091	ACCOUNTS_PAYA BLE	7/20/2023	SUNRISE COOPERATIVE INC.	807482	RECONCILED	7/31/2023		536.30
44308	186092	ACCOUNTS_PAYA BLE	7/20/2023	THE CITY OF LEBANON	30842	RECONCILED	7/31/2023		50.00
44271	186093	ACCOUNTS_PAYA BLE	7/20/2023	TIFFANY CASPERSON	810268	RECONCILED	7/31/2023		538.55
44241	186094	ACCOUNTS_PAYA BLE	7/20/2023	TINDERGLOW LLC	809229	RECONCILED	7/31/2023		1,142.96
44346	186095	ACCOUNTS_PAYA BLE	7/20/2023	TRACY SUNDERMEIER	810274	RECONCILED	7/31/2023		1,077.10
44230	186096	ACCOUNTS_PAYA BLE	7/20/2023	TRIMMER; KRISTLE	809894	OUTSTANDING			1,615.65
44330	186097	ACCOUNTS_PAYA BLE	7/20/2023	TYLER TECHNOLOGIES, INC.	802376	RECONCILED	7/31/2023		4,080.55
44294	186098	ACCOUNTS_PAYA BLE	7/20/2023	UNDERWOOD; JAMES	809891	OUTSTANDING			1,077.10
44327	186099	ACCOUNTS_PAYA BLE	7/20/2023	VOSSLER; JEFF	809900	OUTSTANDING			538.55
44293	186100	ACCOUNTS_PAYA BLE	7/20/2023	WARREN COUNTY WATER AND SEWER	230597	RECONCILED	7/31/2023		1,527.03
44233	186101	ACCOUNTS_PAYA BLE	7/20/2023	Whittenburg Elissa	808439	RECONCILED	7/31/2023		1,077.10
44318	186102	ACCOUNTS_PAYA BLE	7/20/2023	Wilson, Ron and Charlene	807592	RECONCILED	7/31/2023		37.00
44278	186103	ACCOUNTS_PAYA BLE	7/20/2023	WILSON; RONNIE	807842	RECONCILED	7/31/2023		29.60
44320	186104	ACCOUNTS_PAYA BLE	7/20/2023	WORKS INTERNATIONAL	160778	OUTSTANDING			23,667.00

Start Date: 07/01/2023

End Date: 07/31/2023

LEBANON CITY SCHOOL DISTRICT

Disbursement Summary Report

Reference Number	Check Number	Type	Date	Name	Vendor #	Status	Reconcile Date	Void Date	Amount
				INC.					
44347	186105	REFUND	7/20/2023	SCHOOL CNXT	809554	RECONCILED	7/31/2023		\$ 750.00
44355	186106	ACCOUNTS_PAYA	7/26/2023	Ace Hardware	802545	OUTSTANDING			98.94
		BLE		W.C.					
44372	186107	ACCOUNTS_PAYA	7/26/2023	AFFORDABLE	809194	OUTSTANDING			4.70
		BLE		LANGUAGE					
				SERVICES					
44353	186108	ACCOUNTS_PAYA	7/26/2023	AMAZON	808695	OUTSTANDING			1,224.33
		BLE		CAPITAL					
				SERVICES					
44371	186109	ACCOUNTS_PAYA	7/26/2023	AWARDS OF	804212	OUTSTANDING			48.00
		BLE		EXCELLENCE					
44405	186110	ACCOUNTS_PAYA	7/26/2023	BAND SHOPPE	805593	OUTSTANDING			4,564.65
		BLE							
44402	186111	ACCOUNTS_PAYA	7/26/2023	BIERKAN; MARK	807098	RECONCILED	7/31/2023		195.19
		BLE							
44373	186112	ACCOUNTS_PAYA	7/26/2023	BLICK ART	20520	OUTSTANDING			207.97
		BLE		MATERIALS					
44392	186113	ACCOUNTS_PAYA	7/26/2023	BUTLER; SCOTT	21137	OUTSTANDING			44.76
		BLE							
44366	186114	ACCOUNTS_PAYA	7/26/2023	CAPITOL VARSITY	30071	OUTSTANDING			5,666.10
		BLE		SPORTS INC.					
44361	186115	ACCOUNTS_PAYA	7/26/2023	CHILDREN'S	805742	OUTSTANDING			633.00
		BLE		HOSPITAL					
44386	186116	ACCOUNTS_PAYA	7/26/2023	CINCINNATI	808734	OUTSTANDING			202.30
		BLE		CENTER FOR					
				AUTISM					
44384	186117	ACCOUNTS_PAYA	7/26/2023	Cloughessy,	802373	OUTSTANDING			83.20
		BLE		Mike/Jennifer					
44367	186118	ACCOUNTS_PAYA	7/26/2023	CULLIGAN	31760	OUTSTANDING			107.00
		BLE							
44399	186119	ACCOUNTS_PAYA	7/26/2023	CUSTOM INK	806500	RECONCILED	7/31/2023		1,842.53
		BLE							
44398	186120	ACCOUNTS_PAYA	7/26/2023	DK TROPHY	40012	OUTSTANDING			168.00
		BLE							
44388	186121	ACCOUNTS_PAYA	7/26/2023	DORN'S	40690	OUTSTANDING			40.74
		BLE		BUSINESS					
				SOLUTIONS					
44397	186122	ACCOUNTS_PAYA	7/26/2023	EDUCATIONAL	804135	OUTSTANDING			200.00
		BLE		SERVICE CENTER					
44374	186123	ACCOUNTS_PAYA	7/26/2023	FELDMANN,	806894	RECONCILED	7/31/2023		15.00
		BLE		KRISTI					
44377	186124	ACCOUNTS_PAYA	7/26/2023	FINALFORMS	809465	OUTSTANDING			973.75
		BLE							
44382	186125	ACCOUNTS_PAYA	7/26/2023	FRANZ; CLIFTON	802828	OUTSTANDING			400.00
		BLE							
44403	186126	ACCOUNTS_PAYA	7/26/2023	GRAINGER	804685	OUTSTANDING			222.30
		BLE							

Start Date: 07/01/2023

End Date: 07/31/2023

LEBANON CITY SCHOOL DISTRICT

Disbursement Summary Report

Reference Number	Check Number	Type	Date	Name	Vendor #	Status	Reconcile Date	Void Date	Amount
44390	186127	ACCOUNTS_PAYA BLE	7/26/2023	HAUER MUSIC	807434	OUTSTANDING			\$ 1,216.00
44375	186128	ACCOUNTS_PAYA BLE	7/26/2023	HODGES; ROB	80800	OUTSTANDING			77.29
44370	186129	ACCOUNTS_PAYA BLE	7/26/2023	HOME DEPOT CREDIT SERVICES	80907	OUTSTANDING			290.13
44349	186130	ACCOUNTS_PAYA BLE	7/26/2023	IGS VENTURES, INC	810167	OUTSTANDING			18,197.13
44394	186131	ACCOUNTS_PAYA BLE	7/26/2023	KEY BEHAVIOR SERVICES LLC	809982	OUTSTANDING			343.75
44395	186132	ACCOUNTS_PAYA BLE	7/26/2023	KING; CAELAN	809949	RECONCILED	7/31/2023		325.00
44391	186133	ACCOUNTS_PAYA BLE	7/26/2023	KOENIG EQUIPMENT	808194	OUTSTANDING			629.12
44380	186134	ACCOUNTS_PAYA BLE	7/26/2023	LAKESHORE LEARNING MATERIALS	120030	OUTSTANDING			119.98
44404	186135	ACCOUNTS_PAYA BLE	7/26/2023	MAKERBOT INDUSTRIES LLC	809485	OUTSTANDING			464.00
44365	186136	ACCOUNTS_PAYA BLE	7/26/2023	MIAMI VALLEY POWER EQUIPMENT	808823	OUTSTANDING			11,924.72
44383	186137	ACCOUNTS_PAYA BLE	7/26/2023	MITCHELL'S PLUMBING INC.	805532	OUTSTANDING			5,168.85
44396	186138	ACCOUNTS_PAYA BLE	7/26/2023	MODERN LEASING	806608	OUTSTANDING			11,799.55
44381	186139	ACCOUNTS_PAYA BLE	7/26/2023	MODERN OFFICE METHODS	131480	OUTSTANDING			559.00
44406	186140	ACCOUNTS_PAYA BLE	7/26/2023	NOLLEN, RYAN	803020	OUTSTANDING			340.60
44357	186141	ACCOUNTS_PAYA BLE	7/26/2023	PHILLIPS SUPPLY CO.	160320	OUTSTANDING			1,338.69
44363	186142	ACCOUNTS_PAYA BLE	7/26/2023	PURE WATER PARTNERS	809135	OUTSTANDING			4,120.00
44385	186143	ACCOUNTS_PAYA BLE	7/26/2023	QBS LLC	808908	OUTSTANDING			600.00
44376	186144	ACCOUNTS_PAYA BLE	7/26/2023	REALLY GOOD STUFF, LLC	180182	OUTSTANDING			35.68
44350	186145	ACCOUNTS_PAYA BLE	7/26/2023	ROCHESTER 100 INC.	803358	OUTSTANDING			1,666.05
44401	186146	ACCOUNTS_PAYA BLE	7/26/2023	RUMPKE OF OHIO INC.	804873	OUTSTANDING			528.00
44379	186147	ACCOUNTS_PAYA BLE	7/26/2023	S&S SCHOOL BUS SEATS AND PARTS	809582	RECONCILED	7/31/2023		2,796.86
44389	186148	ACCOUNTS_PAYA BLE	7/26/2023	SCHNEIDER ELECTRIC	802356	RECONCILED	7/31/2023		23,934.83

Start Date: 07/01/2023

End Date: 07/31/2023

LEBANON CITY SCHOOL DISTRICT

Disbursement Summary Report

Reference Number	Check Number	Type	Date	Name	Vendor #	Status	Reconcile Date	Void Date	Amount
44364	186149	ACCOUNTS_PAYA BLE	7/26/2023	SCHOOL SPECIALTY LLC	809420	OUTSTANDING			\$ 166.73
44354	186150	ACCOUNTS_PAYA BLE	7/26/2023	SILCO FIRE & SECURITY	191013	OUTSTANDING			2,945.15
44393	186151	ACCOUNTS_PAYA BLE	7/26/2023	SINCLAIR COMMUNITY COLLEGE	520791	OUTSTANDING			211.33
44356	186152	ACCOUNTS_PAYA BLE	7/26/2023	SLAM SERVICES: SPORTS LINING &	809119	OUTSTANDING			1,127.50
44352	186153	ACCOUNTS_PAYA BLE	7/26/2023	SUNRISE COOPERATIVE INC.	807482	OUTSTANDING			686.82
44400	186154	ACCOUNTS_PAYA BLE	7/26/2023	TEACHER DIRECT	807245	OUTSTANDING			888.28
44387	186155	ACCOUNTS_PAYA BLE	7/26/2023	THE NELSON STARK COMPANY	140329	RECONCILED	7/31/2023		4,331.00
44369	186156	ACCOUNTS_PAYA BLE	7/26/2023	TITAN TROPHIES & APPAREL LLC	810205	OUTSTANDING			86.40
44360	186157	ACCOUNTS_PAYA BLE	7/26/2023	TOWNE PEST CONTROL	200392	OUTSTANDING			375.00
44368	186158	ACCOUNTS_PAYA BLE	7/26/2023	U.S. BANK	50555	OUTSTANDING			279.97
44362	186159	ACCOUNTS_PAYA BLE	7/26/2023	UPPER ARLINGTON SCHOOLS	809679	OUTSTANDING			300.00
44378	186160	ACCOUNTS_PAYA BLE	7/26/2023	VERTICAL SYSTEMS ELEVATOR	220162	OUTSTANDING			212.00
44359	186161	ACCOUNTS_PAYA BLE	7/26/2023	WILLIAM H. SADLER INC.	230592	OUTSTANDING			7,740.30
44358	186162	ACCOUNTS_PAYA BLE	7/26/2023	XAVIER UNIVERSITY	806225	OUTSTANDING			5,040.00
44420	186163	ACCOUNTS_PAYA BLE	7/28/2023	BARNEY WRIGHT	230258	OUTSTANDING			147.74
44426	186195	REFUND	7/31/2023	HAYNES; PATRICIA	806238	OUTSTANDING			43.60
Grand Total									\$ 5,230,472.78

**Lebanon City School District
Bank Reconciliation
July 31, 2023**

BANK ACCOUNTS

LCNB - OPERATING ACCOUNT	\$19,482,385.32
CHANGE FUNDS	\$60.00
ARBITER PAY START UP DEPOSIT	\$0.00

INVESTMENT ACCOUNTS

STAR OHIO - GENERAL (33648)	\$8,712,074.17
STAR OHIO - BOND RETIREMENT (33540)	\$138,057.01
STAR OHIO - CAPITAL PROJECTS (34814)	\$538,531.27
STAR OHIO - EXPENDABLE TRUST SCHOLARSHIPS (68988)	\$168,672.36
STAR OHIO - NONEXPENDABLE TRUST SCHOLARSHIPS (68979)	\$126,907.31
STAR OHIO - CONSTRUCTION RETAINAGE (76921)	\$6,671.04
RED TREE INVESTMENT FUND	\$2,312,778.94
HUNTINGTON MONEY MARKET - 1041007845	\$4,442,881.10
HUNTINGTON MONEY MARKET - 1041010751	\$102,052.47
HUNTINGTON - 0242	\$1,141,601.31
HUNTINGTON - MONEY MARKET GENERAL ACCOUNT (HCS021663) (NetXInvestor)	\$21,135.17
HUNTINGTON - HCS 020095 (NetXInvestor)	\$695.18
HUNTINGTON - HCS 020103 (NetXInvestor)	\$17,861,322.78

TOTAL \$55,055,825.43

OUTSTANDING CHECKS

O/S CHECKS - LCNB OPERATING	(\$224,477.15)
-----------------------------	----------------

BANK ADJUSTMENTS

LCNB PAYROLL BANK ACCT - INTEREST TO BE TRANSFERRED TO OPERATING ACCT	3.22
---	------

DEPOSITS IN TRANSIT

Account Analysis Charge from Payroll (June)	(\$60.76)
---	-----------

ADJUSTED BANK BALANCE

\$54,831,290.74

BOOK BALANCE / ADJUSTMENTS

BOOK BALANCE

54,857,146.10

(\$0.00)

Returned Duplicate Check #180838	(\$26,327.25)
Returned Duplicate Check #180720	(\$132.21)
Check deposited before stop payment #182170 (voided in system)	(\$52.70)
Payschools receipt post and bank deposit do not match	\$9.00
Payschools receipt deposited, but did not post to GL	\$647.80

ADJUSTED BOOK BALANCE

\$54,831,290.74

TIES TO FUND BALANCE ON CASH SUMMARY REPORT

Reviewed By:

Karen Ervin

Date:

8/4/23

Lebanon City School District
Payroll Reconciliation
July 31, 2023

LCNB Payroll Account - Current Balance	40,550.65
Outstanding Checks	
O/S Checks - LCNB Payroll	(40,607.89)
Deposits in Transit	
Transfer from Operating Account to Cover Account Analysis Charge (June)	60.76
Adjusted Bank Balance	3.52
Adjustments	
Interest for April	(3.22)
Refund of SERS for Nicholas Hummel (Processed in June, paid to SERS in July)	(0.30)
Adjusted Balance	0.00

Reconciliation Reviewed By: Kaun Ervin

**Lebanon City School District
Investment Report
For the Month Ending July 31, 2023**

Type	Issuer	Cost	Coupon Rate	Maturity Date	Purchase Date	Yield to Maturity	Days to Maturity	Market Value
FHLB Note (3130APXH3)	Red Tree Investments	135,000.00	0.80%	11/27/2023	11/29/2021	2.00%	119	133,146.63
FHLM Note (3137EAF2)	Red Tree Investments	99,868.00	0.25%	12/4/2023	3/5/2021	0.30%	126	98,271.72
FHLM Note (3130ATBL0)	Red Tree Investments	59,959.74	3.63%	12/8/2023	9/8/2022	3.68%	130	59,589.55
FHLB Note (3130ALSG0)	Red Tree Investments	64,909.65	0.25%	3/8/2024	5/24/2021	0.30%	221	63,012.65
FHLB Note (313ATUQ8)	Red Tree Investments	99,856.00	4.88%	3/8/2024	12/28/2022	1.13%	221	99,637.16
FHLB Note (3130APH65)	Red Tree Investments	105,000.00	0.61%	10/25/2024	10/25/2021	0.61%	452	98,754.29
FHLB Note (3130APQ81)	Red Tree Investments	100,000.00	1.00%	11/8/2024	11/8/2021	2.89%	466	94,628.38
FHLM Note (3134GWZV1)	Red Tree Investments	95,000.00	0.65%	10/22/2025	10/23/2020	0.65%	814	86,291.48
FHLM Note (3133EPBJ3)	Red Tree Investments	99,568.00	4.53%	2/23/2026	2/23/2023	2.77%	938	99,093.26
FHLM Note (3134GYUN0)	Red Tree Investments	110,000.00	5.65%	6/28/2027	6/28/2023	3.53%	1,428	108,850.72
FHLB Note (3130ALKB9)	Red Tree Investments	90,000.00	0.75%	3/17/2026	3/17/2021	1.09%	960	82,282.39
US Treasury Note (91282CAW1)	Red Tree Investments	129,258.59	0.25%	11/15/2023	11/15/2021	1.95%	107	128,105.86
US Treasury Note (91282CBE0)	Red Tree Investments	158,562.50	0.13%	1/15/2024	10/25/2021	0.53%	168	156,300.00
US Treasury Note (9128283P3)	Red Tree Investments	78,968.75	2.25%	12/31/2024	4/21/2022	2.75%	519	76,787.50
Certificate of Deposit (15131XFF9)	Red Tree Investments	99,900.00	4.55%	1/31/2025	1/31/2023	1.89%	550	98,639.39
Certificate of Deposit (856285TF8)	Red Tree Investments	247,132.00	1.60%	4/29/2025	4/29/2020	4.80%	638	232,355.44
Commerical Paper (4497W1VN3)	Red Tree Investments	97,137.86	0.00%	8/22/2023	1/25/2023	5.08%	22	99,674.40
Commerical Paper (13608BZ72)	Red Tree Investments	105,536.84	0.00%	12/7/2023	3/13/2023	5.66%	129	107,854.89
Commerical Paper (62479LAK1)	Red Tree Investments	110,531.10	0.00%	1/19/2024	4/26/2023	5.43%	172	111,910.41
Commerical Paper (78009ACK8)	Red Tree Investments	110,309.53	0.00%	3/19/2024	6/27/2023	5.75%	232	110,809.74
Commerical Paper (89119ACR7)	Red Tree Investments	105,404.75	0.00%	3/25/2024	6/29/2023	5.81%	238	105,404.75
Money Market (USBMMF)	Red Tree Investments	8,447.69	0.01%	7/31/2023	7/30/2023	2.83%	-	10,875.63
Money Market	Star Ohio General Fund	3,797,778.13	0.15%	7/31/2023	7/30/2023	0.15%	-	8,712,074.17
Money Market	Star Ohio Bond Retirement	131,914.50	0.15%	7/31/2023	7/30/2023	0.15%	-	138,057.01
Money Market	Star Ohio Capital Projects	514,570.63	0.15%	7/31/2023	7/30/2023	0.15%	-	538,531.27
Money Market	Star Ohio Expendable Trust Scholarships	16,155.26	0.15%	7/31/2023	7/30/2023	0.15%	-	168,672.36
Money Market	Star Ohio Nonexpendable Trust Scholarships	14,656.14	0.15%	7/31/2023	7/30/2023	0.15%	-	126,907.31
Money Market	Star Ohio Contruction Retainage	6,554.48	0.15%	7/31/2023	7/30/2023	0.15%	-	6,671.04
MMAX (1041010751)	Huntington National Bank	99,439.02	0.02%	7/31/2023	7/30/2023	0.02%	-	102,052.47
MMAX (1041007845)	Huntington National Bank	4,329,104.09	0.02%	7/31/2023	7/30/2023	0.02%	-	4,442,881.10
Money Market (HCS-020103)	Huntington National Bank	331,308.06	0.03%	7/31/2023	7/30/2023	0.03%	-	8,371.95
Commercial Paper	Huntington National Bank	10,506,360.14	0.00%	various	various	0.00%	-	11,267,643.14
Certificates of Deposit	Huntington National Bank	1,750,000.00	various	various	various	various	-	1,723,167.50
FHLB Bond (3130ALRR7)	Huntington National Bank	1,000,000.00	1.00%	1/15/2026	10/28/2021	1.00%	899	911,070.00
FHLB Consolidated Bond (3130APHG3)	Huntington National Bank	998,846.85	0.61%	9/26/2024	10/26/2021	0.61%	423	944,220.00
FHLB Consolidated Bond (3130APJZ9)	Huntington National Bank	1,000,000.00	1.20%	10/28/2026	10/28/2021	1.20%	1,185	897,680.00
FHLB Consolidated Bond (3130APKH7)	Huntington National Bank	1,000,000.00	0.70%	10/28/2024	10/28/2021	0.70%	455	941,280.00

Lebanon City School District
Interest Income for Month Ending July 31, 2023

Fund Name	Fund Number	Fund Balance	% of Total Fund Balance	Interest to be Allocated	Interest to Post
General Fund	001	\$ 34,910,468.89	88.88%	\$ 41,982.32	\$ 37,314.19
Lebanon Athletics Facilities PI	003-9008	\$ 2,594,312.96	6.61%	\$ 41,982.32	\$ 2,772.94
Construction Fund	004-9000	\$ 45,248.18	0.12%	\$ 41,982.32	\$ 48.36
Food Service Fund	006	\$ 816,743.10	2.08%	\$ 41,982.32	\$ 872.98
Classroom Facilities Maint. Fund	034-0000	\$ 773,746.16	1.97%	\$ 41,982.32	\$ 827.02
St. Francis Fund	401-9024	\$ 24,246.06	0.06%	\$ 41,982.32	\$ 25.92
LUMK Fund	401-9124	\$ 11,410.81	0.03%	\$ 41,982.32	\$ 12.21
Lebanon Christian Fund	401-9224	\$ 101,707.43	0.26%	\$ 41,982.32	\$ 108.71
		<u>\$ 39,277,883.59</u>	<u>100.00%</u>		<u>\$ 41,982.33</u>
Classroom Facilities LFI Share	004-9003	\$ -	0.00%	\$ 117,309.68	\$ -
Classroom Facilities Fund State Share	010-9900	\$ -	0.00%	\$ 117,309.68	\$ -
Classroom Facilities Fund Local Share	010-9901	\$ 984,212.46	100.00%	\$ 117,309.68	\$ 117,309.68
		<u>\$ 984,212.46</u>	<u>100.00%</u>		<u>\$ 117,309.68</u>
<u>Expendable Trust Accounts</u>					
Administration Scholarship	007-9003	\$ 1,389.82	5.83%	\$ 756.56	\$ 44.14
Dennis Jeffery Scholarship	007-9006	\$ 306.62	1.29%	\$ 756.56	\$ 9.74
Jarod Bennett Scholarship	007-9009	\$ 576.01	2.42%	\$ 756.56	\$ 18.29
Donald L. Palmer Scholarship	007-9013	\$ 8,446.54	35.46%	\$ 756.56	\$ 268.25
Diversity/Achievement Scholarship	007-9017	\$ 527.17	2.21%	\$ 756.56	\$ 16.74
Gloria Taylor Memorial Scholarship	007-9019	\$ 12,346.28	51.83%	\$ 756.56	\$ 392.10
Molly McCool Scholarship	007-9100	\$ 229.52	0.96%	\$ 756.56	\$ 7.30
		<u>\$ 23,821.96</u>	<u>100.00%</u>		<u>\$ 756.56</u>
<u>Non-Expendable Trust Accounts</u>					
Louisa Wright Scholarship	008-0000	\$ 15,278.74	12.21%	\$ 569.23	\$ 69.52
Michael Rourke Scholarship	008-9001	\$ 3,494.97	2.79%	\$ 569.23	\$ 15.90
Peoples Friends of Academics	008-9002	\$ 100,900.71	80.66%	\$ 569.23	\$ 459.11
Ron Lefeber Scholarship	008-9004	\$ 5,427.08	4.34%	\$ 569.23	\$ 24.69
		<u>\$ 125,101.50</u>	<u>100.00%</u>		<u>\$ 569.22</u>
Bond Retirement Fund	002	\$ 9,421,830.08			\$ 619.24
PI Fund	003-9099	\$ 3,691,203.41			\$ 2,415.53
		<u>\$ 53,524,053.00</u>			<u>\$ 3,034.77</u>
Grand Total Interest					<u>\$ 163,652.56</u>